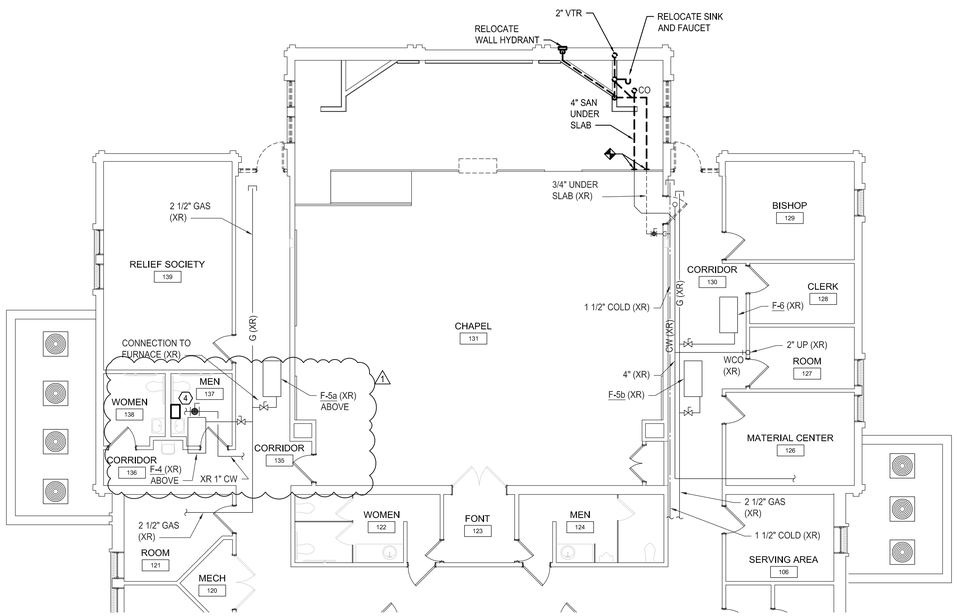

1 P101 **DEMOLITION PLAN - FIRST FLOOR**
1/8" = 1'-0"

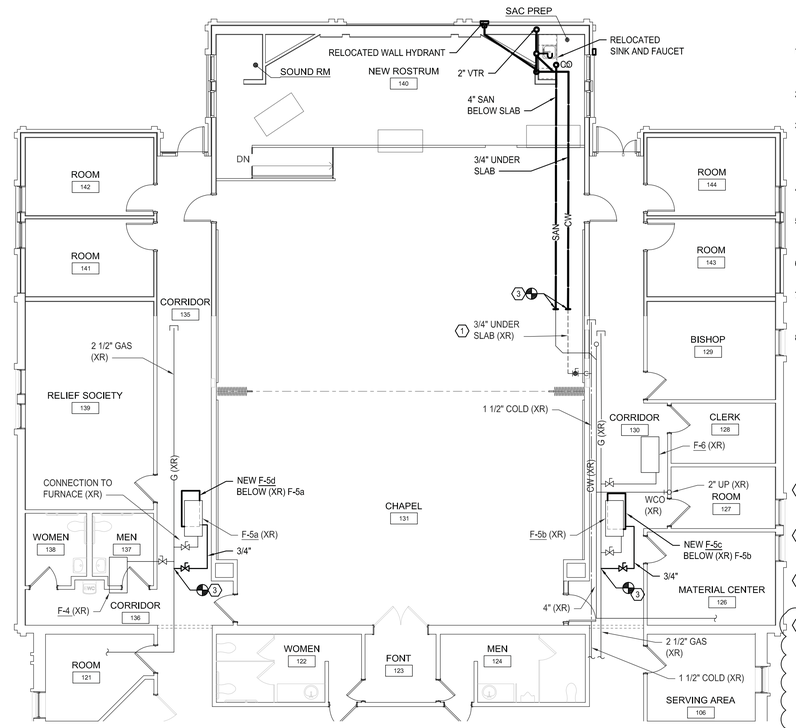

3 P101 **NEW WORK PLAN - FIRST FLOOR**
1/8" = 1'-0"

GENERAL NOTES

1. PC SHALL FOLLOW THE ARCHITECT'S PHASING PLAN - THERE WILL BE SOME INTERCONNECTING WORK REQUIRED THAT WILL NEED TO OCCUR OUT-OF-PHASE. COORDINATE WITH ARCHITECT AND OWNER.
2. COORDINATE ALL WORK WITH OTHER TRADES AND EXISTING CONDITIONS.
3. CONTRACTOR SHALL VERIFY IN FIELD EXISTING INVERT ELEVATIONS OF SANITARY MAIN BELOW CORRIDOR, SERVING ROSTRUM SINK. WHERE EXISTING INVERT ELEVATION ALLOWS FOR SANITARY EXTENSION TO NEW SINK LOCATION, DEMOLITION OF PIPING WITHIN SLAB SHALL NOT BE REQUIRED.
4. DRAWINGS ARE DIAGRAMMATIC, VERIFY ACTUAL CONDITIONS AT THE SITE BEFORE PROCEEDING WITH WORK.
5. ALL PIPING, EXCEPT FINAL CONNECTIONS TO THE FIXTURES, SHALL BE CONCEALED IN FINISHED SPACES. EXPOSED PIPING IN FINISHED SPACES SHALL BE CHROME FINISH.
6. SUPPLY WATER AND VENT PIPING ARE ABOVE CEILING, UNLESS OTHERWISE NOTED.
7. PROVIDE SLEEVES AND FIRE STOP SEALANTS AT ALL PIPE PENETRATIONS THROUGH FIRE RATED FLOORS AND WALLS. COMPLY WITH ASTM E-814 AND UL-1479.
8. COORDINATE ROUGH-IN LOCATIONS OF ALL PLUMBING WORK WITH ARCHITECTURAL ELEVATIONS AND MANUFACTURERS APPROVED SHOP DRAWINGS PRIOR TO INSTALLATION.

NUMBERED NOTES

1. EXTEND EXISTING COLD WATER AND SANITARY PIPING TO SERVE RELOCATED SINK AND WALL HYDRANT. PIPING SHALL BE RUN BELOW SLAB. COORDINATE WITH ARCHITECT AND GC.
2. PROVIDE NEW 1-1/4" CONDENSATE AND DRAIN PAN PIPING TO NEAREST OPEN SITE / HUB DRAIN. PIPING SHALL FOLLOW PATH OF EXISTING DRAIN PIPING.
3. FIELD VERIFY TIE-IN TO EXISTING PIPING. COORDINATE ROUTING WITH EXISTING CONDITIONS, ARCHITECT, AND OWNER.
4. RELOCATE EXISTING INSTANTANEOUS WATER HEATER (EWH) FROM BELOW SINK TO MECHANICAL ACCESS AREA ABOVE. REVISE EXISTING HOT AND COLD WATER SUPPLY PIPING AS FOLLOWS:
   REMOVE EXISTING 3/8" CW LINE SERVING EWH BACK TO SOURCE AND CAP. PROVIDE NEW 1/2" CW BRANCH TO MECHANICAL ACCESS AREA WITH A VALVED CONNECTION TO RELOCATED EWH. TAP INTO XR 1" CW ABOVE CEILING. PROVIDE NEW 1/2" HW LINE DOWN TO SERVE EXISTING LAVATORY. ALL PIPING IN MEN & WOMEN ROOMS SHALL BE CONCEALED WITHIN WALL OR ABOVE CEILING. ALL PIPING EXPOSED TO MECHANICAL ACCESS AREA SHALL BE INSULATED. EXTEND POWER FROM EXISTING CIRCUIT FOR RELOCATED EWH, COORDINATE WITH EC. EXTEND DRAIN LINE FROM RELOCATED EWH TO EXISTING 2" CONDENSATE RECEIVER IN ADJACENT FURNACE ROOM. REFER TO DIAGRAM ON P001.

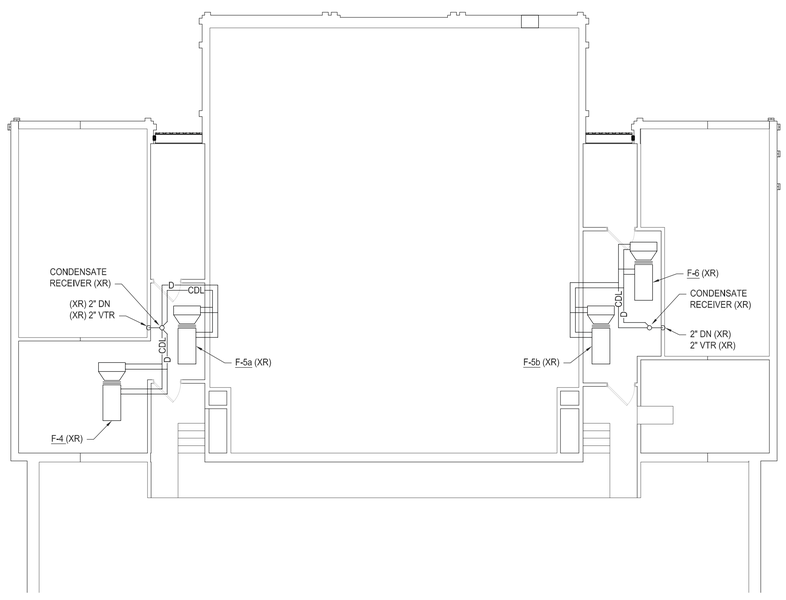

2 P101 **DEMOLITION PLAN - MECHANICAL ACCESS**
1/8" = 1'-0"

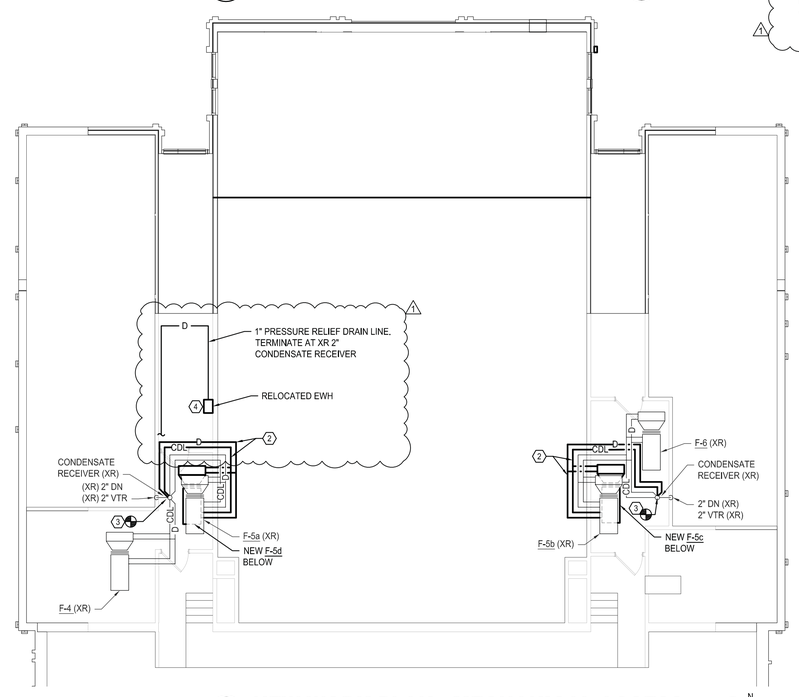

4 P101 **NEW WORK PLAN - MECHANICAL ACCESS**
1/8" = 1'-0"

Hayes Design Group

100 Ryan Court, Suite 11
Pittsburgh, PA 15205
Phone: 412.206.0410
Fax: 412.206.0415
www.HayesDesign.com

ARCHITECT'S SEAL:

CONSULTANT'S LOGO:

PE BOARD LICENSE #0407-005314
CJL CONSULTING ENGINEERS, LLC

CONSULTANT'S SEAL:
COMMONWEALTH OF VIRGINIA
CRAIG T. DUDA
Lic. No. 039455
12-21-16
PROFESSIONAL ENGINEER

© COPYRIGHT 2016 BY THE HAYES DESIGN GROUP - ARCHITECTS.

THE EXPRESSION AND DESIGN CONTAINED HEREIN ARE PROTECTED BY COPYRIGHT UNDER SECTION 102 OF THE COPYRIGHT ACT, 17 USC AS AMENDED DECEMBER 1, 1990. ANY UNAUTHORIZED REPRODUCTION, ALTERATION, CREATION OF DERIVATIVE WORKS AND/OR DISTRIBUTION OF COPIES CONSTITUTES INFRINGEMENT AND MAY SUBJECT SUCH USER TO PAYMENT OR STATUTORY AND/OR ACTUAL DAMAGES AND INJUNCTIVE RELIEF.

MARK	DATE	DESCRIPTION
1	Mar. 24, 2017	Addendum #2

PROJECT FOR:
THE CHURCH OF JESUS CHRIST OF LATTER-DAY SAINTS

ADDITIONS AND ALTERATIONS TO
WOODSTOCK WARD

850 OX ROAD
WOODSTOCK, VA 22664
SHENANDOAH COUNTY

SHEET TITLE
DEMOLITION AND NEW WORK PART PLANS - PLUMBING

PROPERTY DESIGNATION
ADDITIONS AND ALTERATIONS TO

PROPERTY NO.
535 2592

PROJECT NO.
535 2592
1603 0101

DATE:
JAN. 13, 2017

SHEET NO.
P101