

**DEMOLITION PLAN - MAIN FLOOR**

SCALE: 3/16" = 1'-0"

**GENERAL DEMOLITION NOTES:**

1. VERIFY DIMENSIONS IN FIELD.
2. DIMENSIONS ON FLOOR PLANS ARE TO FINISH FACE OF STONE, CMU OR FACE OF WOOD STUDS UNLESS NOTED OTHERWISE.
3. SEE STRUCTURAL DRAWINGS FOR SHORING AND LINTEL REQUIREMENTS.
4. DISPOSE OF DEMOLITION DEBRIS BY RECYCLING TO THE GREATEST EXTENT POSSIBLE. ITEMS THAT CAN NOT BE RECYCLED SHALL BE DISPOSED OF PROPERLY.
5. SEE OTHER DISCIPLINE DRAWINGS FOR ADDITIONAL DEMOLITION INFORMATION.
6. REMOVE & DISCARD UNUSED LOUVERS, VENTS, MECHANICAL EQUIPMENT AND ELECTRICAL WIRING, FIXTURES, EQUIPMENT, ETC.
7. LUMBER IN THE INTERIOR PARTITIONS IS ASSUMED TO BE TRUE DIMENSIONAL LUMBER. WHEN REMOVING INTERIOR PARTITIONS, EXTRACT AND SALVAGE WOOD STUDS FOR INFILL IN PARTITIONS NOTED TO REMAIN. THE REMAINING INTERIOR WOOD WALL FRAMING IS CONSIDERED LOAD BEARING. SEE STRUCTURAL DRAWINGS FOR INFORMATION ON BRACING AND SHORING OF THE EXISTING STRUCTURE. INFILL OPENINGS IN REMAINING WALL FRAMING WITH SALVAGED STUDS.
8. COORDINATE NEW OPENINGS REQUIRED IN MASONRY WALLS WITH WINDOW / DOOR SCHEDULES AND STRUCTURAL LINTEL SCHEDULE. CONFIRM SIZE WITH SELECTED WINDOW AND DOOR MANUFACTURER.

**DEMOLITION NOTES:**

- |    |  |
|----|--|
| 1  | REMOVE PARTITION. DISCARD LATH AND PLASTER. SALVAGE WOOD STUDS TO USE IN PATCHING OPENINGS IN THE EXISTING PARTITIONS. DISCARD UNUSED WOOD FRAMING. COORDINATE WITH RENOVATION DRAWINGS. SEE GENERAL DEMOLITION NOTE 1 ABOVE.  |
| 2  | REMOVE PORTION OF EXISTING EXTERIOR WALL. COORDINATE SIZE OF OPENING AND LOCATION WITH RENOVATION PLANS & ELEVATIONS. SALVAGE BRICK & STONE TO REPAIR REMAINING EXTERIOR WALLS.  |
| 3  | REMOVE & DISCARD DOOR & FRAME.   |
| 4  | REMOVE & DISCARD WINDOWS, BLOCKING AND WOOD SILLS. SILLS TO REMAIN IN EXISTING SUNROOM.  |
| 5  | REMOVE & DISCARD CABEWKORK, SHELVEING, ETC.  |
| 6  | REMOVE PLUMBING FIXTURE(S). SEE PLUMBING DRAWINGS.   |
| 7  | REMOVE AND SALVAGE RX VAULT. SEE RENOVATION DRAWINGS FOR NEW LOCATION.   |
| 8  | REMOVE AND SALVAGE WASHER, DRYER AND SOAP SYSTEM. SEE RENOVATION DRAWINGS FOR NEW LOCATION.  |
| 9  | REMOVE AND SALVAGE REFRIGERATOR. SEE RENOVATION DRAWINGS FOR NEW LOCATION.   |
| 10 | REMOVE AND SALVAGE ICE MACHINE. SEE RENOVATION DRAWINGS FOR NEW LOCATION.  |
| 11 | REMOVE AND SALVAGE DISH WASHER. SEE RENOVATION DRAWINGS FOR NEW LOCATION.  |
| 12 | REMOVE AND DISCARD CONCRETE STAIR, RAMP, STOOP AND FOUNDATIONS.  |
| 13 | REMOVE AND SALVAGE FIRE EXTINGUISHER. SEE RENOVATION DRAWINGS FOR NEW LOCATION.  |
| 14 | REMOVE AND DISCARD LATH & PLASTER WALL FINISH AND CAVITY INSULATION. ACCESS THE CONDITION OF THE EXTERIOR FIBER BOARD SHEATHING. BRING TO THE ATTENTION OF THE ARCHITECT ANY QUESTIONABLE CONDITIONS NOTED. METAL STRAPPING MAY NEED TO BE PROVIDED TO THE INTERIOR CORNERS. |
| 15 | REMOVE AND SALVAGE STONE STAIRS. COORDINATE WITH OWNER.  |
| 16 | REMOVE AND DISCARD METAL STAIR, LANDING & HANDRAILS.   |
| 17 | REMOVE AND DISCARD WOOD BALUSTRADE AND BENCHES.  |
| 18 | REMOVE AND RELOCATE WOOD HALF COLUMNS AT EXTERIOR WALL. SEE RENOVATION DRAWINGS FOR NEW LOCATION.  |
| 19 | REMOVE AND DISCARD METAL OR WOOD RAILING.  |
| 20 | REMOVE PULL OUT STAIR. PULL DOWN ATTIC DOOR TO REMAIN FOR LARGE EQUIPMENT INSTALLATION / REPLACEMENT.  |
| 21 | REMOVE AND DISCARD LATH AND PLASTER FROM INTERIOR WOOD FRAMED WALLS TO REMAIN.   |
| 22 | REMOVE AND DISCARD PORTION OF FLOOR / CEILING BETWEEN THE MAIN FLOOR AND THE BASEMENT AND THE MAIN FLOOR AND ATTIC AS REQUIRED FOR NEW DUCT. COORDINATE WITH MECHANICAL AND STRUTURAL DRAWINGS.  |
| 23 | REMOVE AND DISCARD PORTION OF FLOOR / CEILING BETWEEN THE MAIN FLOOR AND THE ATTIC AS REQUIRED FOR ATTIC ACCESS HATCH. COORDINATE STRUTURAL DRAWINGS.  |
| 24 | REMOVE AND DISCARD ALL CARPET, SHEET GOODS, VCT, TILE, TRANSITION STRIPS AND FLOOR BASES - TYPICAL ON THE MAIN FLOOR.  |
| 25 | REMOVE AND DISCARD ALL SUSPENDED CEILING SYSTEMS, ACOUSTICAL TILE, PLASTER AND CAVITY INSULATION - TYPICAL ON THE MAIN FLOOR.  |

VE REVISIONS	11/01/17



426 SOUTH THIRD STREET  
SUITE 101  
LEMOYNE, PA  
(717) 820-2282  
(717) 920-2284 FAX

**KPS**  
**DESIGN STUDIO, Inc.**  
ARCHITECTURE + INTERIOR DESIGN

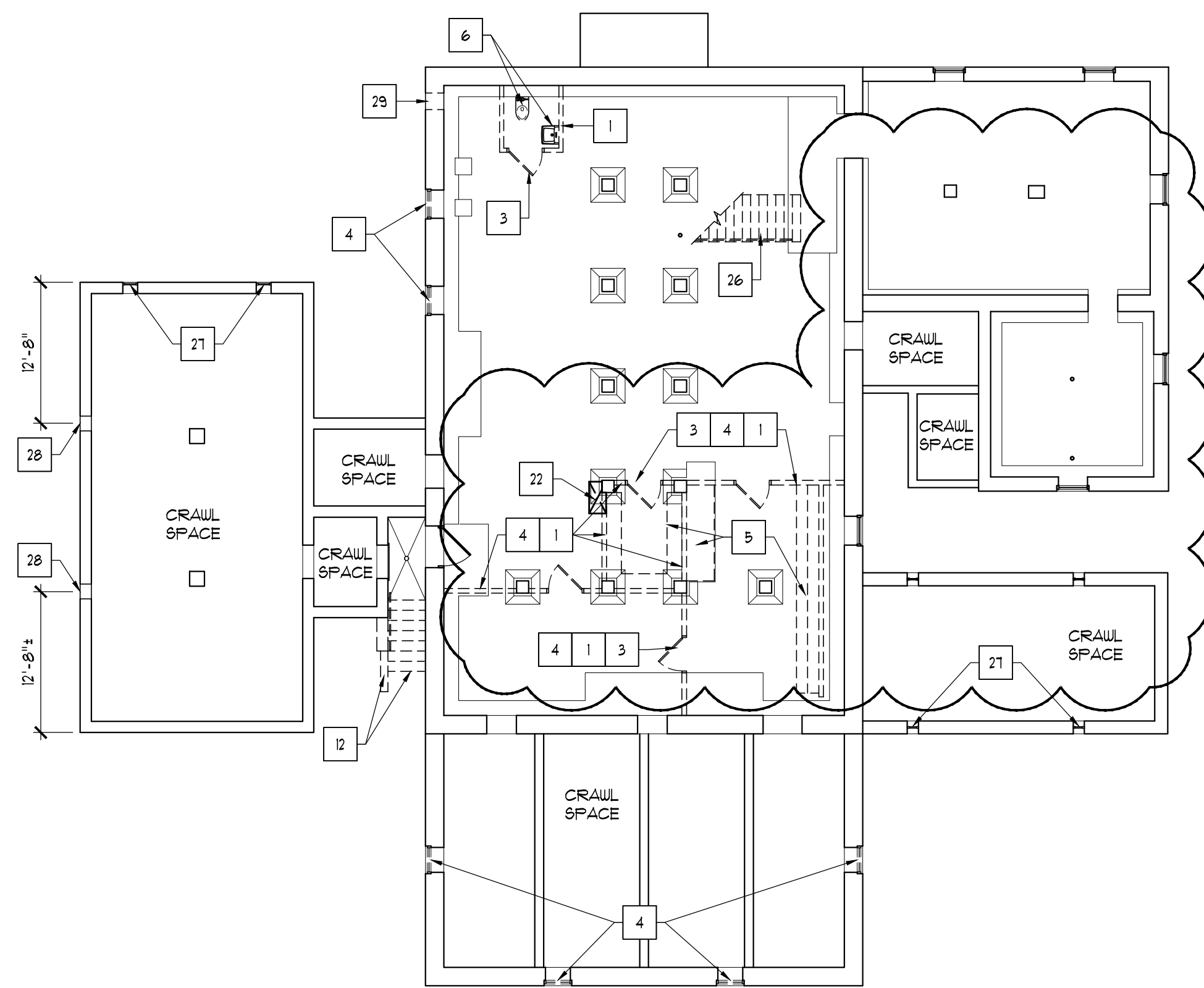
MERCERSBURG ACADEMY  
HEALTH CENTER  
McFARLAND ROAD  
MONTGOMERY TOWNSHIP, FRANKLIN COUNTY, PA

DEMOLITION PLAN - MAIN FLOOR

Reproduction of the material herein or substantial use without written permission of KPS Design Studio, Inc., violates the Copyright Laws of the United States and will be subject to legal prosecution. Copyright: 2017

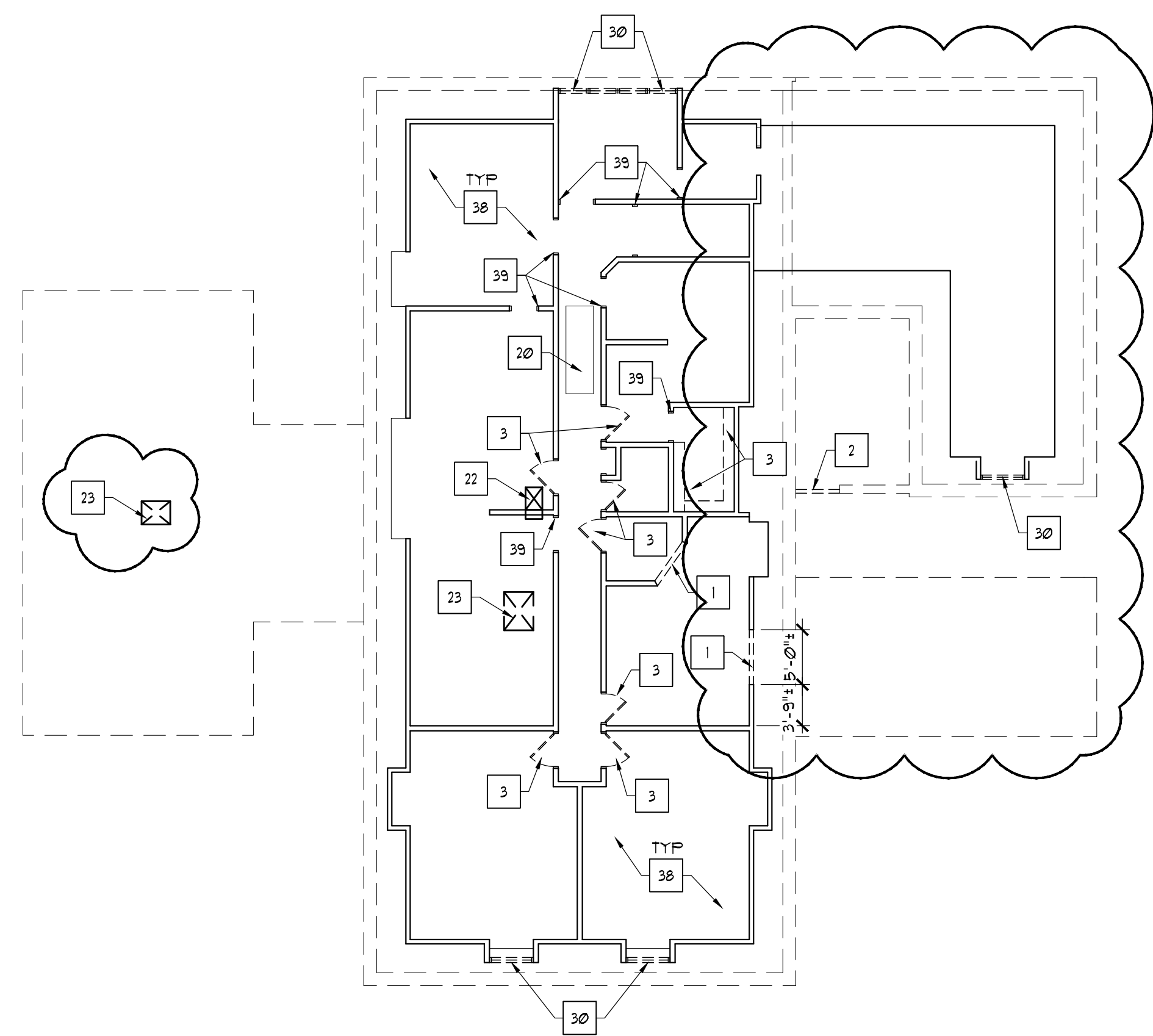
DATE :	08/10/17
SCALE :	AS NOTED
JOB NO. :	343-14
SHEET	<b>A002</b>

BID SET



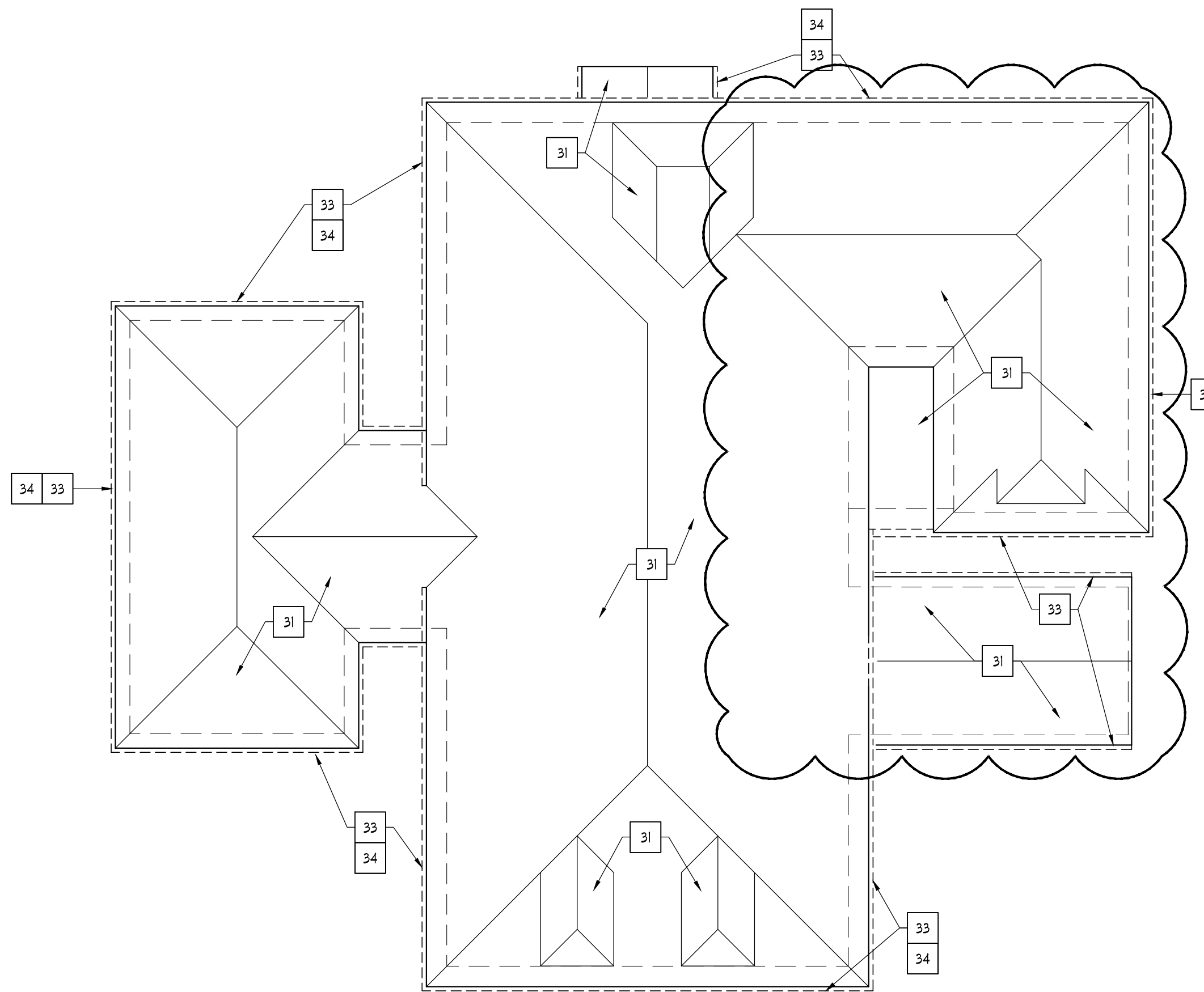
**DEMOLITION PLAN - BASEMENT**

SCALE: 3/32" = 1'-0"



**DEMOLITION PLAN - ATTIC**

SCALE: 3/32" = 1'-0"



**DEMOLITION PLAN - ROOF**

SCALE: 3/32" = 1'-0"

**GENERAL DEMOLITION NOTES:**

1. VERIFY DIMENSIONS IN FIELD.
2. DIMENSIONS ON FLOOR PLANS ARE TO FINISH FACE OF STONE, CMU OR FACE OF WOOD STUDS UNLESS NOTED OTHERWISE.
3. SEE STRUCTURAL DRAWINGS FOR SHORING AND LINTEL REQUIREMENTS.
4. DISPOSE OF DEMOLITION DEBRIS BY RECYCLING TO THE GREATEST EXTENT POSSIBLE. ITEMS THAT CAN NOT BE RECYCLED SHALL BE DISPOSED OF PROPERLY.
5. SEE OTHER DISCIPLINE DRAWINGS FOR ADDITIONAL DEMOLITION INFORMATION.
6. REMOVE & DISCARD UNUSED LOUVERS, VENTS, MECHANICAL EQUIPMENT AND ELECTRICAL WIRING, FIXTURES, EQUIPMENT, ETC.
7. LUMBER IN THE INTERIOR PARTITIONS IS ASSUMED TO BE TRUE DIMENSIONAL LUMBER. WHEN REMOVING INTERIOR PARTITIONS, EXTRACT AND SALVAGE WOOD STUDS FOR INFILL IN PARTITIONS NOTED TO REMAIN. THE REMAINING INTERIOR WOOD WALL FRAMING IS CONSIDERED LOAD BEARING. SEE STRUCTURAL DRAWINGS FOR INFORMATION ON BRACING AND SHORING OF THE EXISTING STRUCTURE. INFILL OPENINGS IN REMAINING WALL FRAMING WITH SALVAGED STUDS.
8. COORDINATE NEW OPENINGS REQUIRED IN MASONRY WALLS. ALL OPENINGS OVER 1'-0" REQUIRE A LINTEL.

**DEMOLITION NOTES:**

- |    |   |
|----|---|
| 1  | REMOVE PARTITION. DISCARD LATH AND PLASTER. SALVAGE WOOD STUDS TO USE IN PATCHING OPENINGS IN THE EXISTING PARTITIONS. DISCARD UNUSED WOOD FRAMING. COORDINATE WITH RENOVATION DRAWINGS. SEE GENERAL DEMOLITION NOTE 1 ABOVE. |
| 2  | REMOVE PORTION OF EXISTING EXTERIOR WALL. COORDINATE SIZE OF OPENING AND LOCATION WITH RENOVATION PLANS & ELEVATIONS. SALVAGE BRICK & STONE TO REPAIR REMAINING EXTERIOR WALLS.   |
| 3  | REMOVE & DISCARD DOOR & FRAME.  |
| 4  | REMOVE & DISCARD WINDOWS, BLOCKING AND WOOD SILLS.  |
| 5  | REMOVE & DISCARD CASEWORK, SHELVING, ETC.   |
| 6  | REMOVE PLUMBING FIXTURE(S). SEE PLUMBING DRAWINGS.  |
| 12 | REMOVE AND DISCARD CONCRETE STAIR, RAMP, STOOP AND FOUNDATIONS.   |
| 19 | REMOVE AND DISCARD METAL OR WOOD RAILING.   |
| 20 | REMOVE FULL OUT STAIR. FULL DOWN ATTIC DOOR TO REMAIN FOR LARGE EQUIPMENT INSTALLATION / REPLACEMENT.   |
| 22 | REMOVE AND DISCARD PORTION OF FLOOR / CEILING BETWEEN THE MAIN FLOOR AND THE BASEMENT AND THE MAIN FLOOR AND ATTIC AS REQUIRED FOR NEW DUCT. COORDINATE WITH MECHANICAL AND STRUCTURAL DRAWINGS.                              |
| 23 | REMOVE AND DISCARD PORTION OF FLOOR / CEILING BETWEEN THE MAIN FLOOR AND THE ATTIC AS REQUIRED FOR ATTIC ACCESS HATCH. COORDINATE STRUCTURAL DRAWINGS.  |
| 26 | REMOVE AND DISCARD WOOD STAIRS AND RAILING.   |
| 21 | REMOVE AND DISCARD FOUNDATION / WALL VENT.  |
| 28 | REMOVE AND DISCARD PORTION OF BRICK FOUNDATION WALL FOR NEW VENT.   |
| 29 | REMOVE AND DISCARD PORTION OF STONE FOUNDATION WALL FOR MECHANICAL DUCT PENETRATION. COORDINATE WITH MECH AND STRUCT DUGS.  |
| 30 | REMOVE AND DISCARD DORMER WINDOW OR VENT.   |
| 31 | <b>ALTERNATE 1</b><br>REMOVE AND DISCARD ROOF SHINGLES / MEMBRANE ROOFING AND UNDERLAYMENT DOWN TO ROOF SHEATHING. REPLACE DAMAGED SHEATHING.   |
| 32 | DELETED   |
| 33 | REMOVE AND DISCARD GUTTERS AND DOWNSPOUTS. TYPICAL  |
| 34 | REMOVE AND DISCARD WOOD SOFFIT. TYPICAL   |
| 38 | REMOVE AND DISCARD ALL LATH & PLASTER IN ATTIC.   |
| 39 | REMOVE AND DISCARD DOOR FRAME.  |

REV	REVISIONS	DATE



426 SOUTH THIRD STREET  
SUITE 101  
LEMOYNE, PA  
(717) 920-2282  
(717) 920-2284 FAX

**K&D3**  
**DESIGN STUDIO, INC.**  
ARCHITECTURE + INTERIOR DESIGN

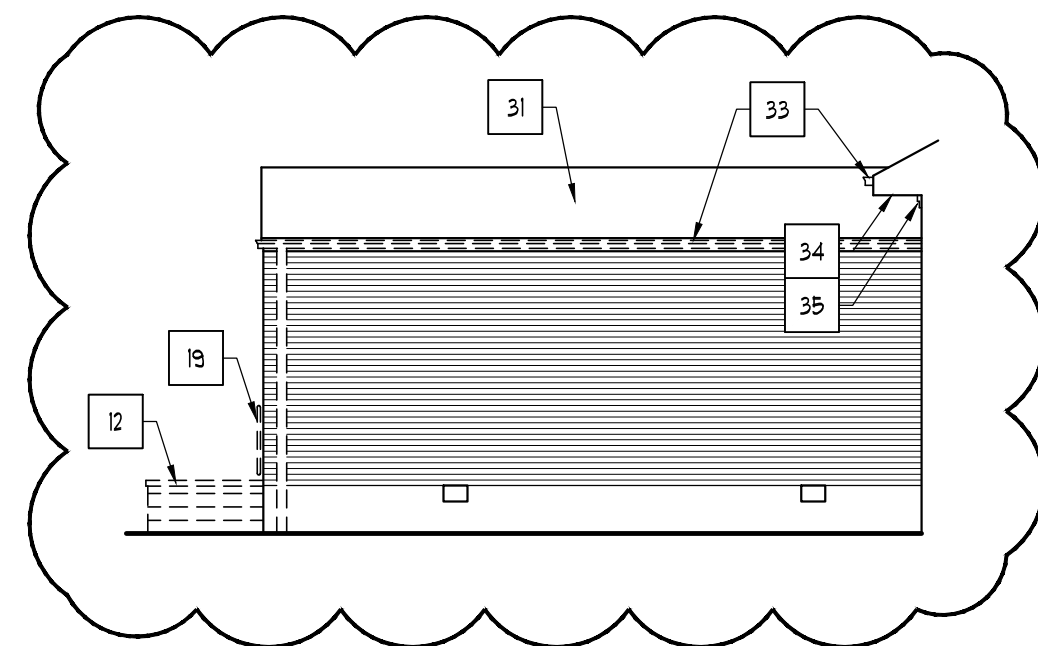
MERCERSBURG ACADEMY  
HEALTH CENTER  
McFARLAND ROAD  
MONTGOMERY TOWNSHIP, FRANKLIN COUNTY, PA

**DEMOLITION PLAN - BSMT, ATTIC & ROOF**

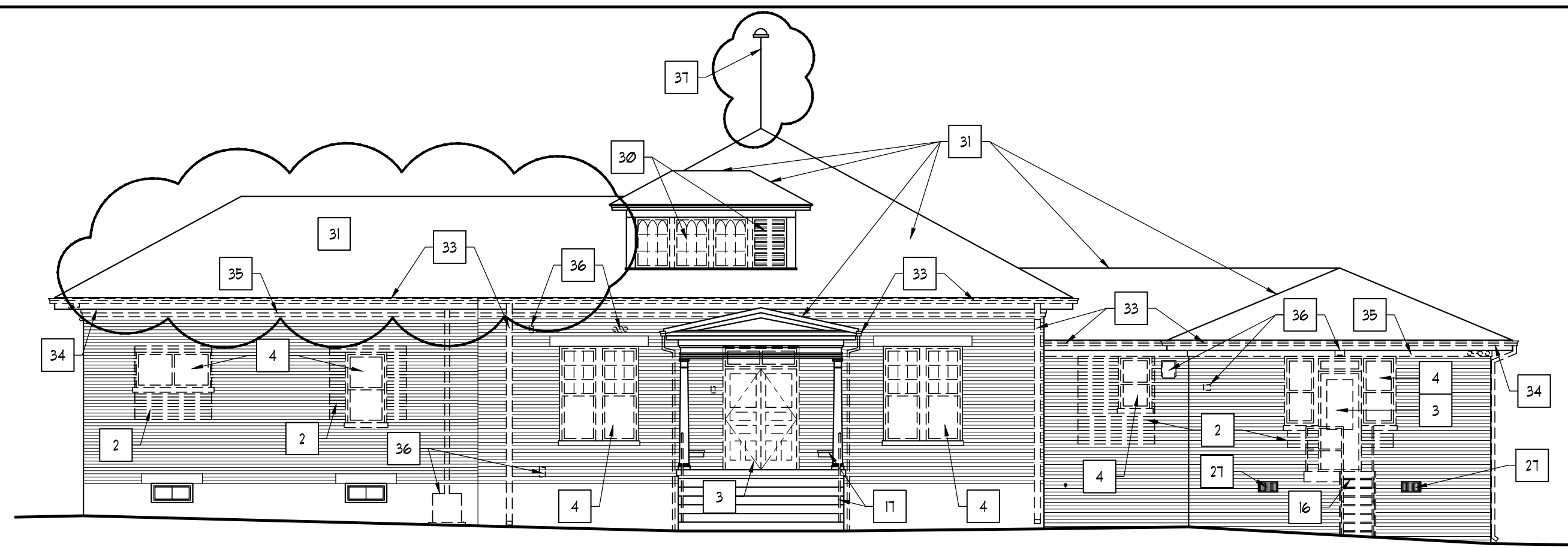
Reproduction of the material herein or substantial use without written permission of K&D3 Design Studio, Inc., violates the Copyright Laws of the United States and will be subject to legal prosecution. Copyright: 2017

DATE : 08/10/17  
SCALE : AS NOTED  
JOB NO. : 343-14  
SHEET  
**A003**

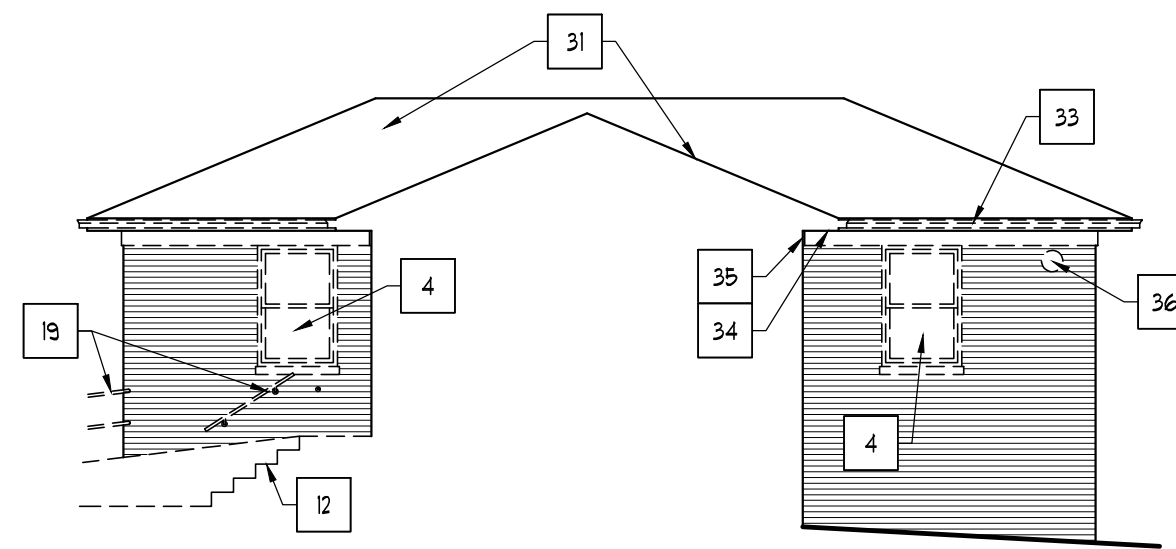
BID SET



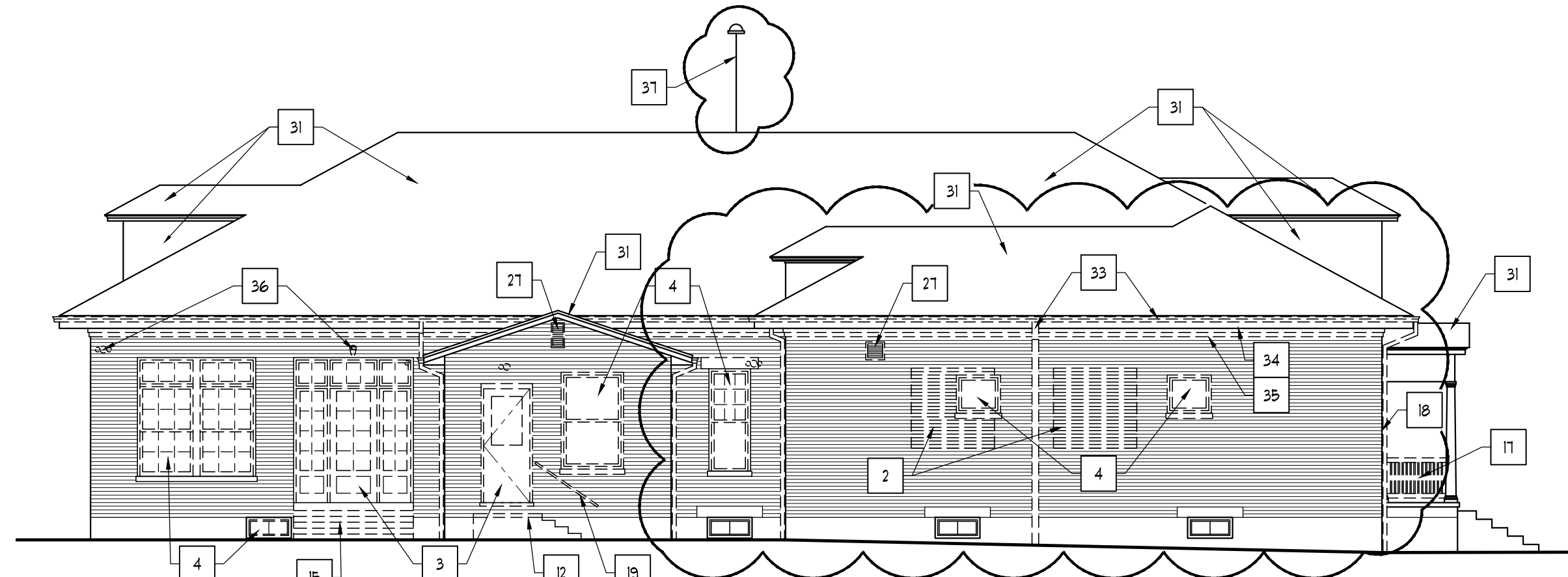
**DEMO - NORTH ELEV - H**  
SCALE: 1/8" = 1'-0"



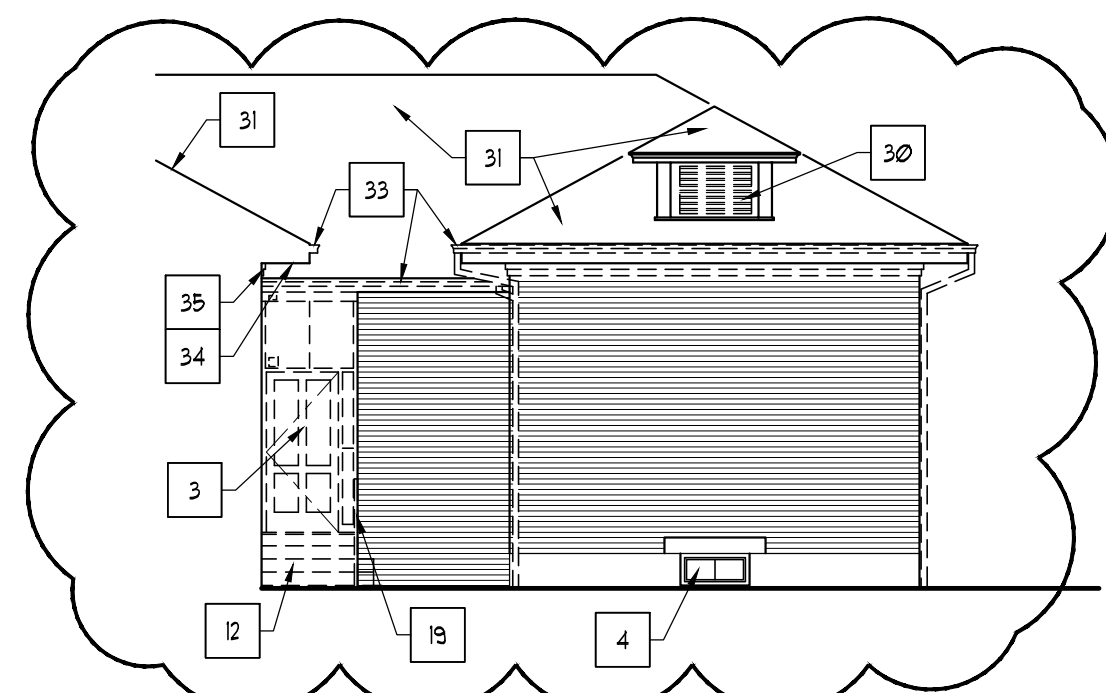
**DEMOLITION - NORTH ELEVATION - A**  
SCALE: 1/8" = 1'-0"



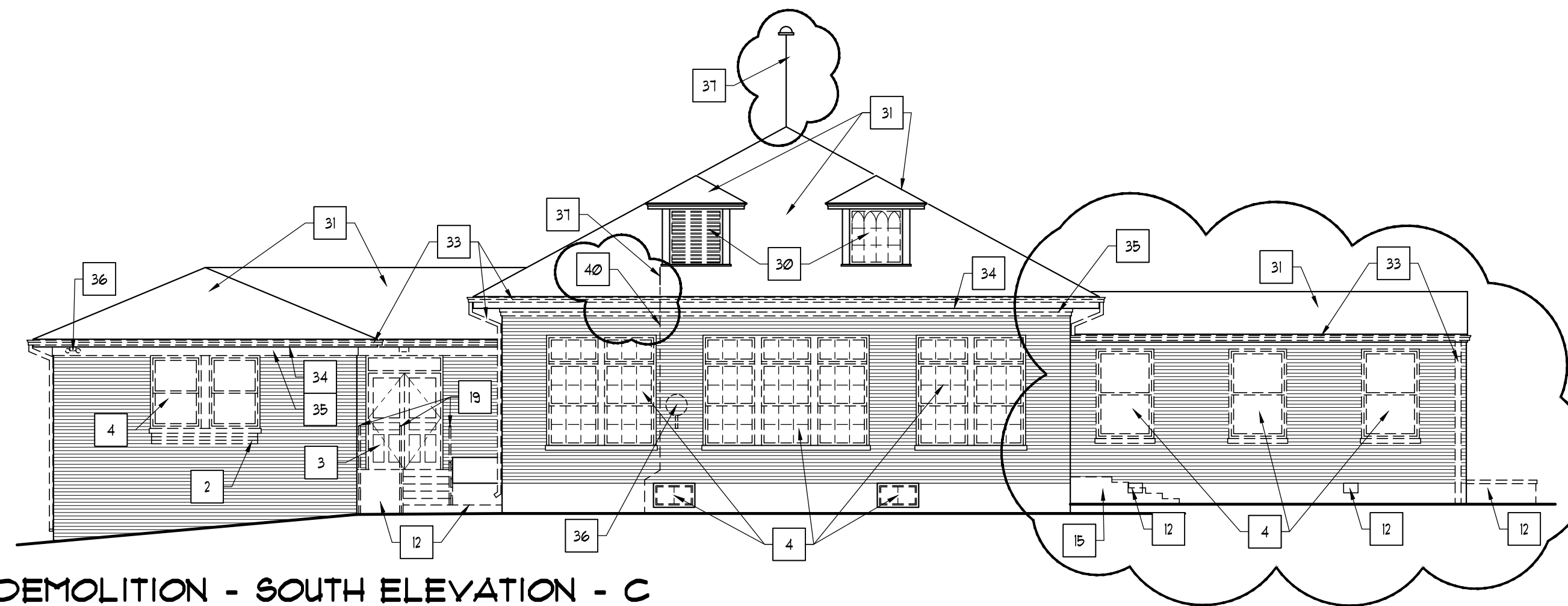
**DEMO - EAST ELEVATION - F**  
SCALE: 1/8" = 1'-0"



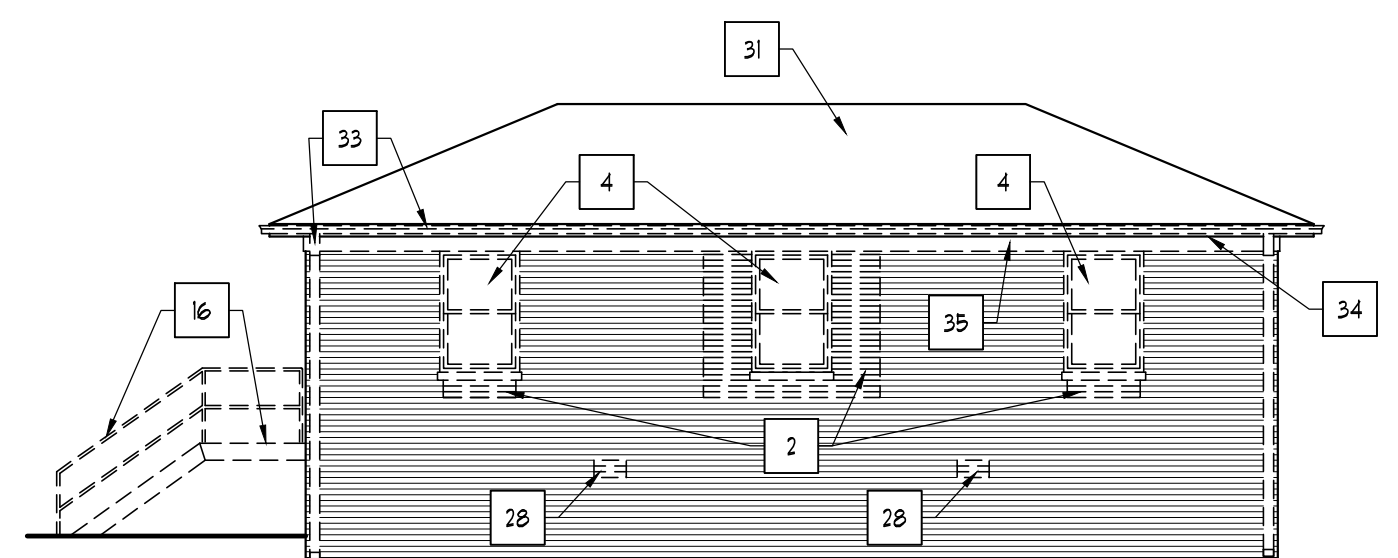
**DEMOLITION - EAST ELEVATION - B**  
SCALE: 1/8" = 1'-0"



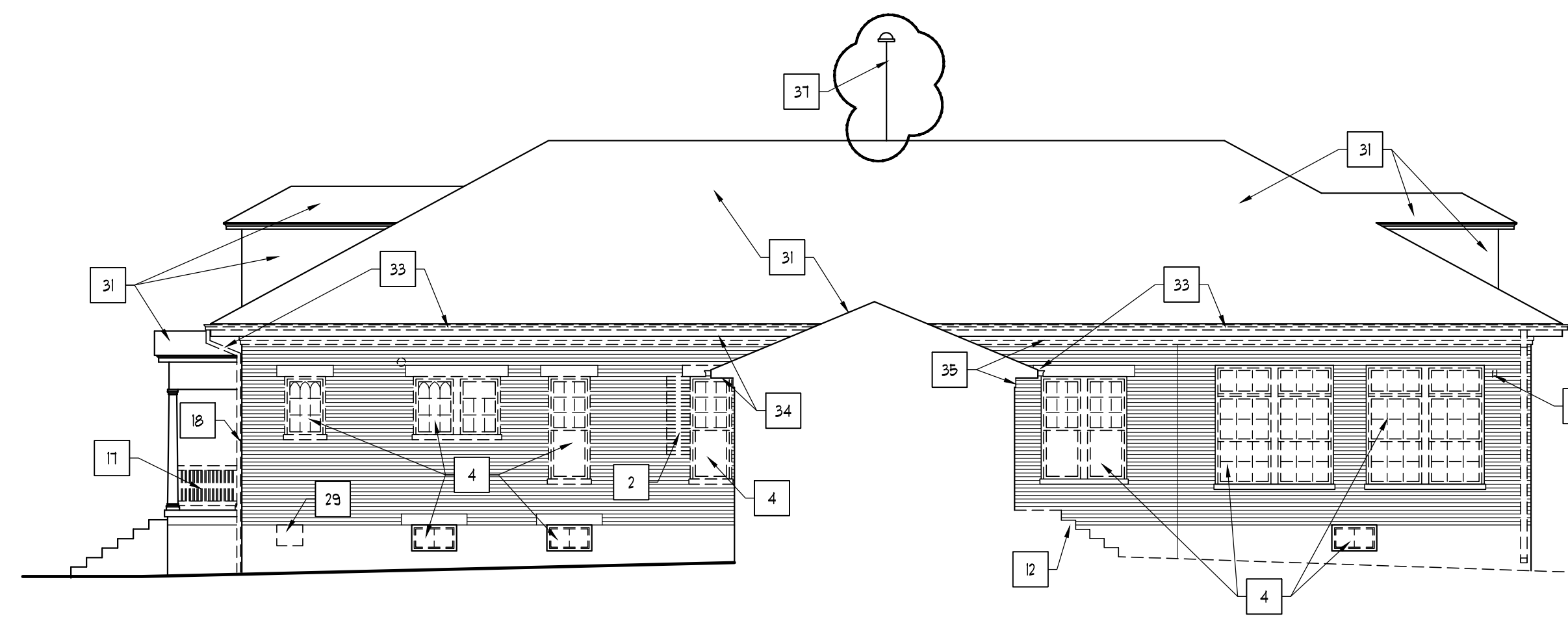
**DEMO - SOUTH ELEVATION - G**  
SCALE: 1/8" = 1'-0"



**DEMOLITION - SOUTH ELEVATION - C**  
SCALE: 1/8" = 1'-0"




**DEMO - WEST ELEVATION - E**  
SCALE: 1/8" = 1'-0"



**DEMOLITION - WEST ELEVATION - D**  
SCALE: 1/8" = 1'-0"

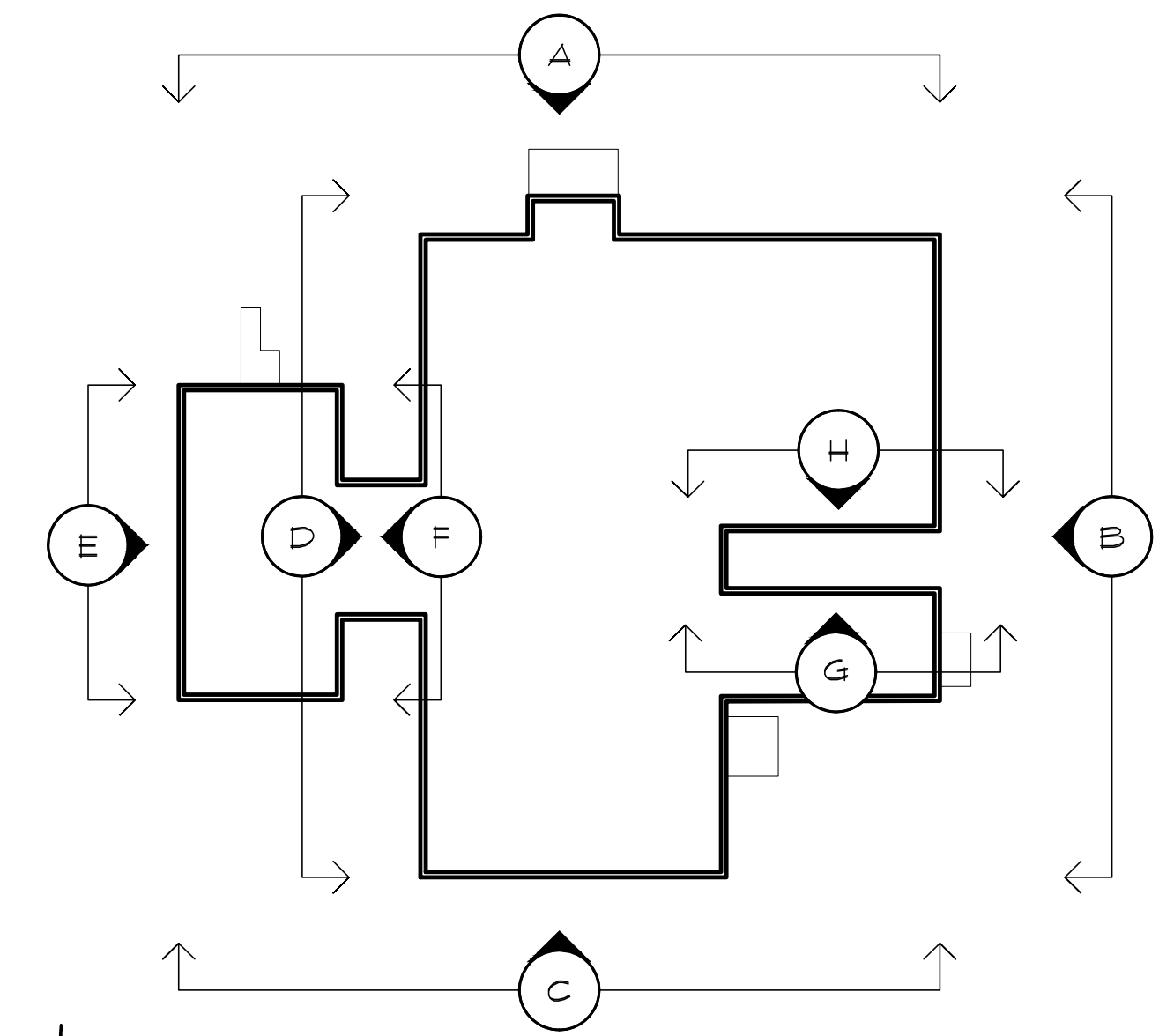
DEMOLITION NOTES:	
2	REMOVE PORTION OF EXISTING EXTERIOR WALL. COORDINATE SIZE OF OPENING AND LOCATION WITH RENOVATION PLANS & ELEVATIONS. SALVAGE BRICK & STONE TO REPAIR REMAINING EXTERIOR WALLS.
3	REMOVE & DISCARD DOOR & FRAME.
4	REMOVE & DISCARD WINDOWS, BLOCKING AND WOOD SILLS. *SILLS TO REMAIN IN EXISTING SUNROOM.
12	REMOVE AND DISCARD CONCRETE STAIR, RAMP, STOOP AND FOUNDATIONS.
15	REMOVE AND SALVAGE STONE STAIRS. COORDINATE WITH OWNER.
16	REMOVE AND DISCARD METAL STAIR, LANDING & HANDRAILS.
11	REMOVE AND DISCARD WOOD BALUSTRADE AND BENCHES.
18	REMOVE AND RELOCATE WOOD HALF COLUMNS AT EXTERIOR WALL. SEE RENOVATION DRAWINGS FOR NEW LOCATION.
19	REMOVE AND DISCARD METAL OR WOOD RAILING.
21	REMOVE AND DISCARD FOUNDATION / WALL VENT.
28	REMOVE AND DISCARD PORTION OF BRICK FOUNDATION WALL FOR NEW VENT.
29	REMOVE AND DISCARD PORTION OF STONE FOUNDATION WALL FOR MECHANICAL DUCT PENETRATION. COORDINATE WITH MECH AND STRUCT DUG'S.
30	REMOVE AND DISCARD DORMER WINDOW OR VENT.
31	<b>ALTERNATE #1</b> REMOVE AND DISCARD ROOF SHINGLES / MEMBRANE ROOFING AND UNDERLAYMENT DOWN TO ROOF SHEATHING. REPLACE DAMAGED SHEATHING.
32	DELETED
33	REMOVE AND DISCARD GUTTERS AND DOWNSPOUTS, TYPICAL.
34	REMOVE AND DISCARD WOOD SOFFIT, TYPICAL.
35	REMOVE AND DISCARD WOOD MOULDING AND FREEZE BOARD.
36	REMOVE AND DISCARD ABANDONED / OBSOLETE MECHANICAL / ELECTRICAL DEVICES AND EQUIPMENT. REPAIR OPENINGS USING SALVAGED BRICK. SEE MECHANICAL AND ELECTRICAL DRAWINGS FOR ADDITIONAL INFORMATION.
37	<b>ALTERNATE #1</b> REMOVE AND SALVAGE LIGHTNING PROTECTION SYSTEM. SEE ELECTRICAL DRAWINGS FOR ADDITIONAL INFORMATION.
40	TEMPORARILY REMOVE LIGHTNING PROTECTION LINE TO THE GROUND.

VE REVISIONS	DATE



428 SOUTH THIRD STREET  
SUITE 101  
LEMOYNE, PA  
(717) 920-2282  
(717) 920-2284 FAX

**KPS**  
**DESIGN STUDIO, INC.**  
ARCHITECTURE + INTERIOR DESIGN



**ELEVATION KEY PLAN**  
NO SCALE

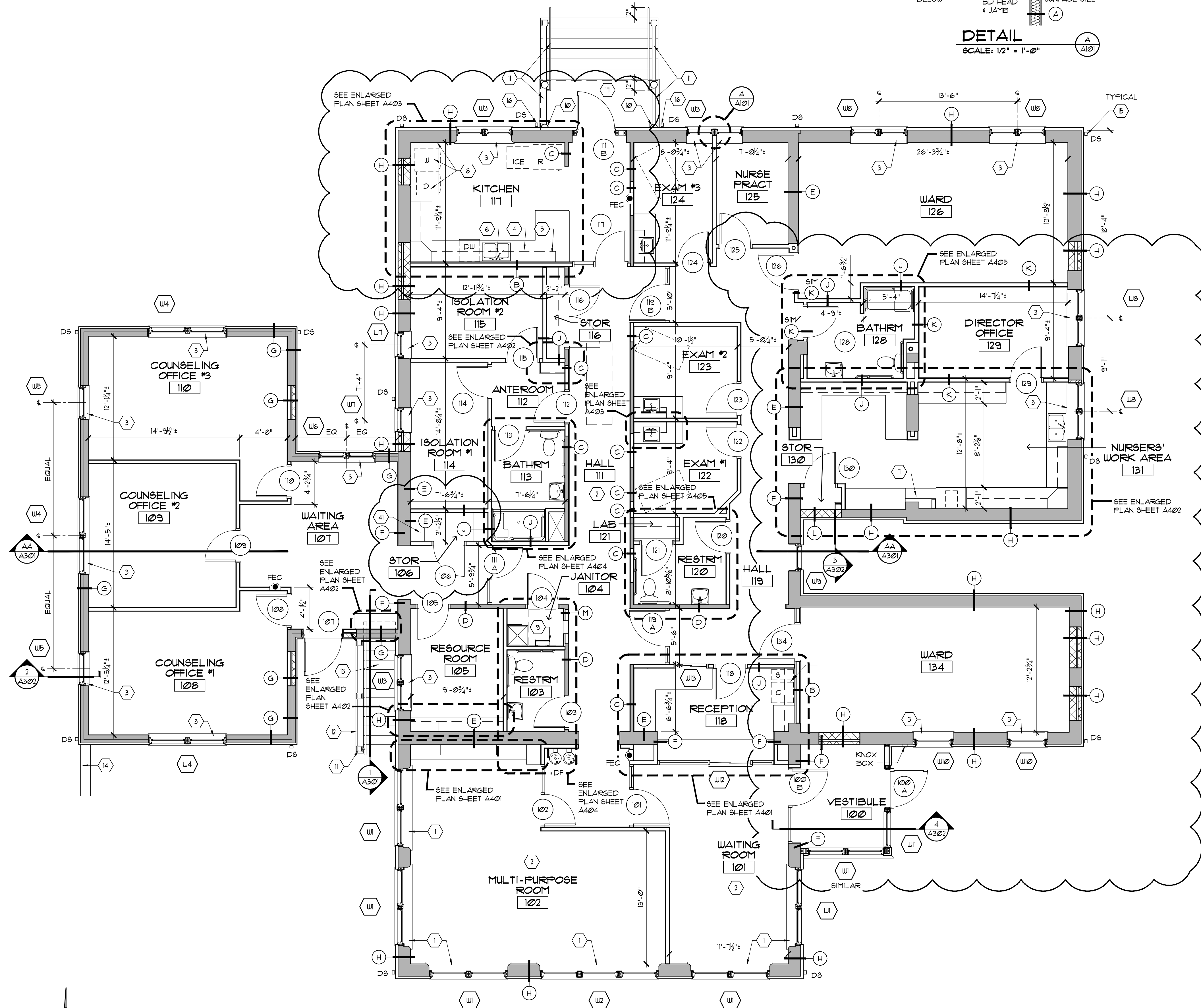
MERCERSBURG ACADEMY  
HEALTH CENTER  
McFARLAND ROAD  
MONTGOMERY TOWNSHIP, FRANKLIN COUNTY, PA

DEMOLITION ELEVATIONS

Reproduction of the material herein or substantial use without written permission of KPS Design Studio, Inc., violates the Copyright Laws of the United States and will be subject to legal prosecution. Copyright: 2017

DATE : 08/10/17  
SCALE : AS NOTED  
JOB NO. : 343-14  
SHEET  
**A004**

BID SET



**RENOVATION FLOOR PLAN**  
SCALE: 3/16" = 1'-0"

**GENERAL RENOVATION NOTES:**

1. VERIFY DIMENSIONS IN FIELD.
2. DIMENSIONS ON FLOOR PLANS ARE FROM FINISH FACE OF EXISTING PARTITIONS, FACE OF CMU OR FACE OF NEW STEEL OR WOOD STUDS.
3. PREPARE WOOD FLOORING FOR NEW FLOOR FINISHES TO TOLERANCES RECOMMENDED BY FLOOR FINISH MANUFACTURERS. SEE SPECIFICATIONS.


**RENOVATION NOTES:**

1. INSTALL NEW WOOD SILL SKIRT BOARD BELOW EXISTING WOOD SILL. PROFILE TO MATCH EXISTING. PAINT.
2. INSTALL 3/4" x 6 1/2" WOOD BASE (BASIS OF DESIGN: BOISE MOULDING PROFILE 1530) AND 3/4" QUARTER ROUND. PAINT. TYPICAL AT WOOD FLOORING.
3. SOLID SURFACE WINDOW SILL.
4. RELOCATED REFRIGERATOR.
5. RELOCATED ICE MACHINE.
6. RELOCATED DISH WASHER.
7. RELOCATED RX VAULT.
8. RELOCATED WASHER, DRYER AND SOAP SYSTEM.
9. METAL ACCESS LADDER TO ATTIC. SEE SPEC'S FOR ADDITIONAL INFORMATION.
10. RELOCATE WOOD HALF COLUMNS TO FACE OF EIFS.
11. COMPOSITE GUARD AND HANDRAIL SYSTEM. BASIS OF DESIGN: AZEK. RESERVE RAILING COLLECTION WITH 4"x4" POSTS AND RECTANGULAR COMPOSITE BALUSTERS WITH ADA HANDRAIL.
12. 10' CONCRETE RETAINING WALL. SEE STRUCTURAL DRAWINGS.
13. CONCRETE STAIR TO BASEMENT. SEE STRUCTURAL DRAWINGS.
14. RETAINING WALL. SEE SITE / CIVIL DRAWINGS.
15. 6" ALUMINUM GUTTER TO 3" x 4" ALUMINUM DOWNSPOUT, TYPICAL.
16. 5" ALUMINUM GUTTER TO 2" x 3" ALUMINUM DOWNSPOUT AT EXISTING PORCH ROOF ONLY.
17. PREP PRIME AND PAINT WOOD COLUMNS, WOOD TRIM AND WOOD SURFACE AT EXISTING PORCH.
18. (4) 1/2" DEEP SHELVES AT EACH SIDE OF THE DOOR - PAINT GRADE.

**PARTITION TYPE SCHEDULE**

- A — TYPICAL FOR ALL NEW PARTITIONS UNLESS NOTED OTHERWISE:  
3/8" 25 GAGE STEEL STUDS AT 24" OC WITH 5/8" GYPSUM BOARD EACH SIDE. 3/8" SOUND BATTS IN CAVITY. STC RATING 50. GYPSUM BOARD IS NOT REQUIRED ON NON-EXPOSED FACE OF WALL.
- B — 3/8" 25 GAGE STEEL STUDS AT 24" OC WITH (2) LAYERS 5/8" GYPSUM BOARD ONE SIDE AND RESILIENT CHANNEL WITH (2) LAYERS 5/8" GYPSUM BOARD OPPOSITE SIDE. 3/8" SOUND BATTS IN CAVITY. STC RATING 58. TWO HOUR FIRE RATED - UL DESIGN U454. (NOTE: ONLY 30 MINUTE RATED PARTITIONS ARE REQUIRED BY CODE. OPENINGS IN THESE PARTITIONS ARE 20 MINUTE.)
- C — BEARING  
EXISTING 2x4 WOOD STUDS WITH 5/8" GYPSUM BOARD ONE SIDE AND RESILIENT CHANNEL WITH 5/8" GYPSUM BOARD OPPOSITE CORRIDOR SIDE. 3/8" SOUND BATTS IN CAVITY. INFILL OPENINGS IN EXISTING PARTITION WITH SALVAGED WOOD STUDS OR WOOD STUDS CUT TO MATCH EXISTING STUD DEPTH. STC RATING 50. 30 MINUTE FIRE RATED - UL DESIGN U401.
- D — BEARING  
EXISTING 2x4 WOOD STUDS WITH 5/8" GYPSUM BOARD EACH SIDE. 3/8" SOUND BATTS IN CAVITY. INFILL OPENINGS IN EXISTING PARTITION WITH SALVAGED WOOD STUDS OR WOOD STUDS CUT TO MATCH EXISTING STUD DEPTH. STC RATING 36.
- E — BEARING  
EXISTING MASONRY WALL WITH GUB OR PLASTER VENEER. PATCH DAMAGED VENEER TO MATCH EXISTING.
- F — BEARING  
5/8" GYPSUM BOARD ADEHRED ON ONE FACE OF EXISTING OR NEW MASONRY WALL.
- G — BEARING  
EXISTING EXTERIOR MASONRY VENEER WALL NEW 5/8" GYPSUM BOARD INSIDE FACE OF WOOD STUDS. INFILL OPENINGS IN EXISTING WALL WITH MASONRY 4 STUDS TO MATCH EXISTING WALL THICKNESS. R-13 INSULATION IN CAVITY. EIFS SYSTEM WITH R-10 MINIMUM RIGID INSULATION AND AIR / WATER RESISTIVE BARRIER ON EXTERIOR FACE OF MASONRY.
- H — BEARING  
EXISTING EXTERIOR MASONRY WALL WITH INTERIOR GUB OR PLASTER VENEER. PATCH DAMAGED VENEER TO MATCH EXISTING. INFILL OPENINGS IN WALL WITH MASONRY TO MATCH EXISTING WALL THICKNESS. EIFS SYSTEM WITH R-15 MINIMUM RIGID INSULATION AND AIR / WATER RESISTIVE BARRIER ON EXTERIOR FACE OF MASONRY.
- J — 6" AS WALL — A — 30 MINUTE FIRE RATED - UL DESIGN U401.
- K — 3/8" 25 GAGE STEEL STUDS AT 24" OC WITH 5/8" GYPSUM BOARD ONE SIDE AND RESILIENT CHANNEL WITH 5/8" GYPSUM BOARD OFFICE SIDE. 3/8" SOUND BATTS IN CAVITY. STC RATING 50. 30 MINUTE FIRE RATED - UL DESIGN U401.
- L — 12" MASONRY WALL WITH 3/8" 25 GAGE STEEL STUDS AT 24" OC WITH 5/8" GYPSUM BOARD ONE SIDE. SEE SECTION 3/A302.
- M — SIMILAR TO WALL — D — WITH 1/2" FURRING ON JANITOR SIDE.

REV	REVISIONS	DATE



426 SOUTH THIRD STREET  
SUITE 101  
LEMOYNE, PA  
(717) 920-2282  
(717) 920-2284 FAX



MERCERSBURG ACADEMY  
HEALTH CENTER  
McFARLAND ROAD  
MONTGOMERY TOWNSHIP, FRANKLIN COUNTY, PA

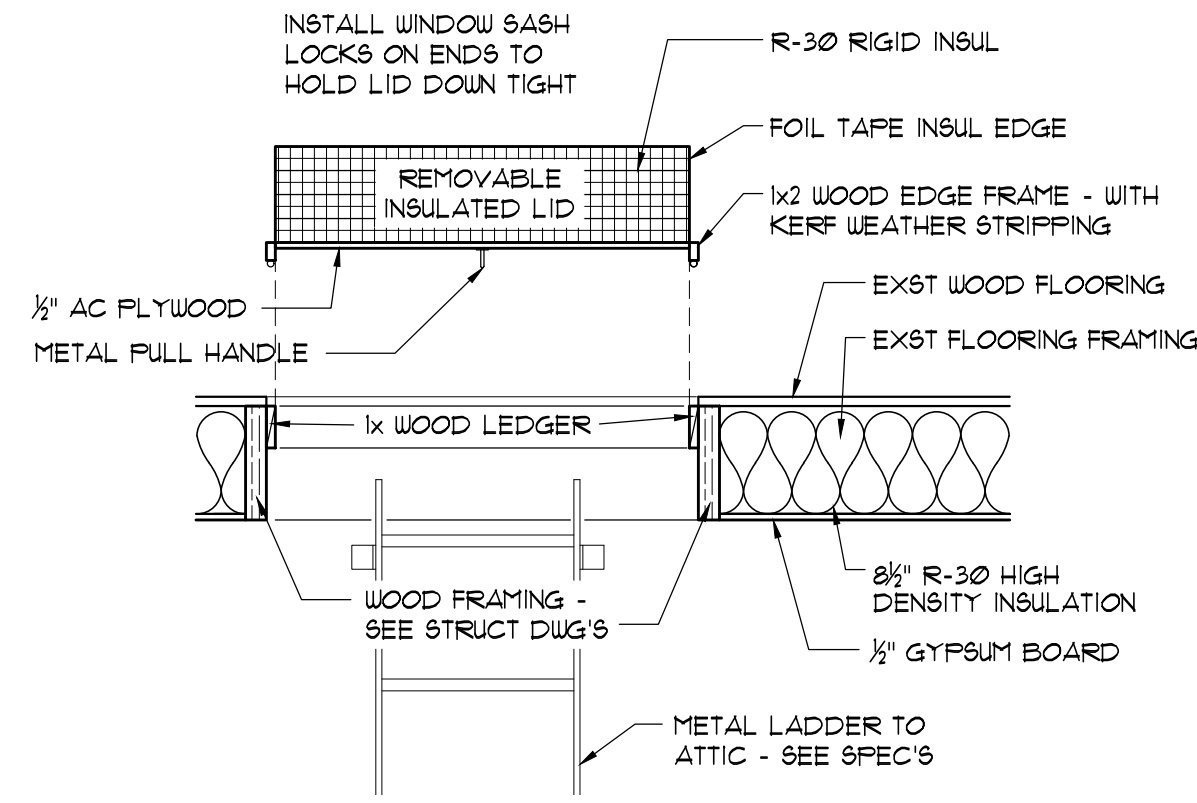
RENOVATION FLOOR PLAN

Reproduction of the material herein or substantial use without written permission of KPS Design Studio, Inc. violates the Copyright Laws of the United States and will be subject to legal prosecution. Copyright: 2017

DATE : 08/10/17  
SCALE : AS NOTED  
JOB NO. : 343-14  
SHEET  
**A101**

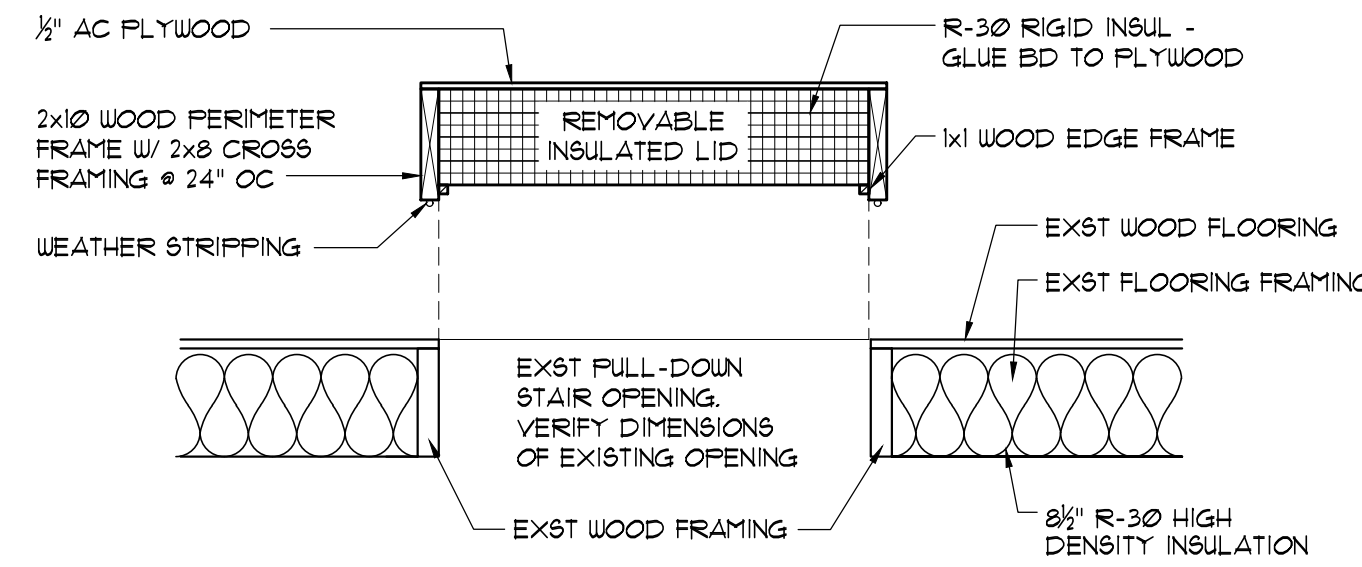
BID SET





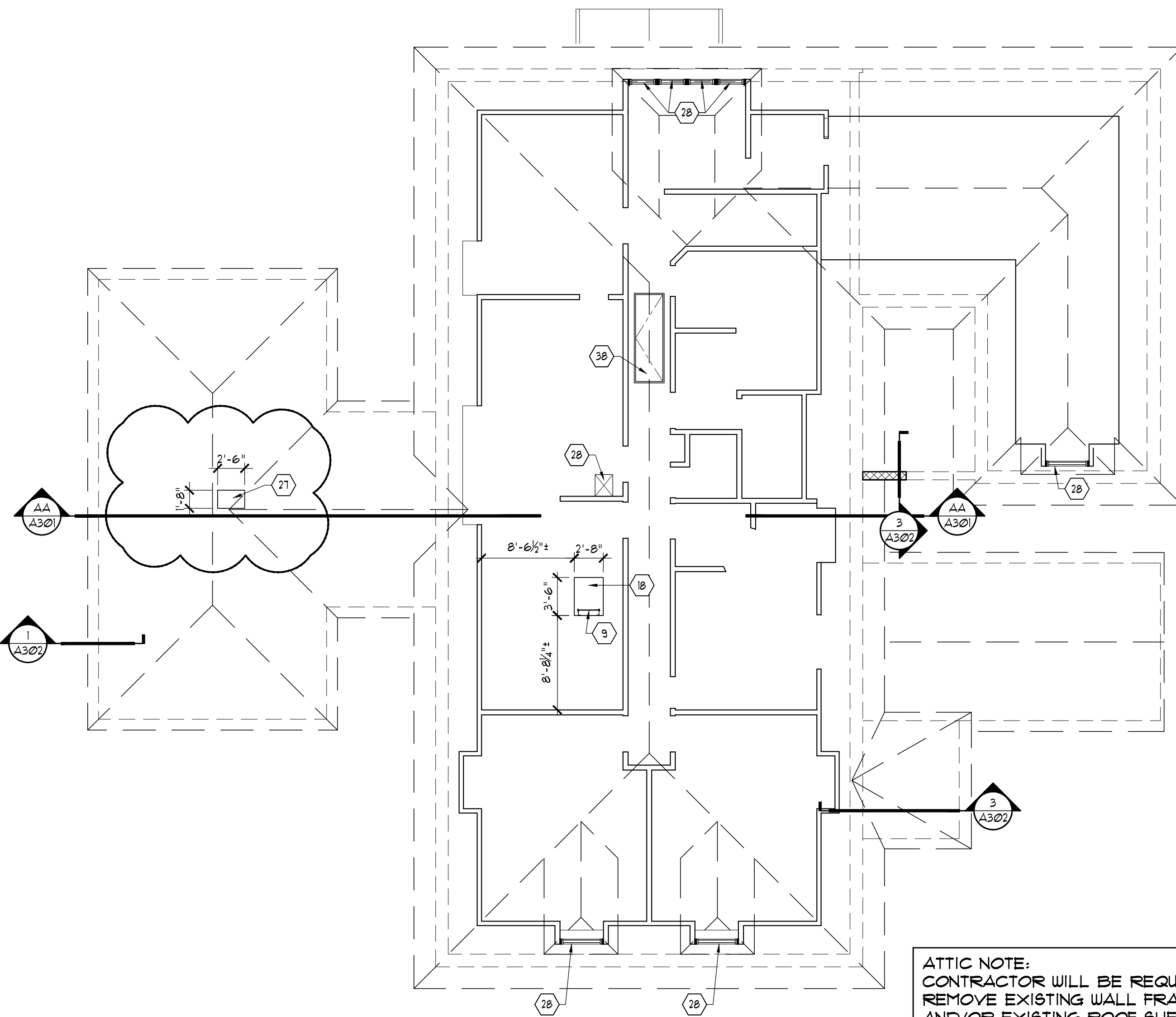
**ATTIC HATCH DETAIL**

SCALE: 3/4" = 1'-0"



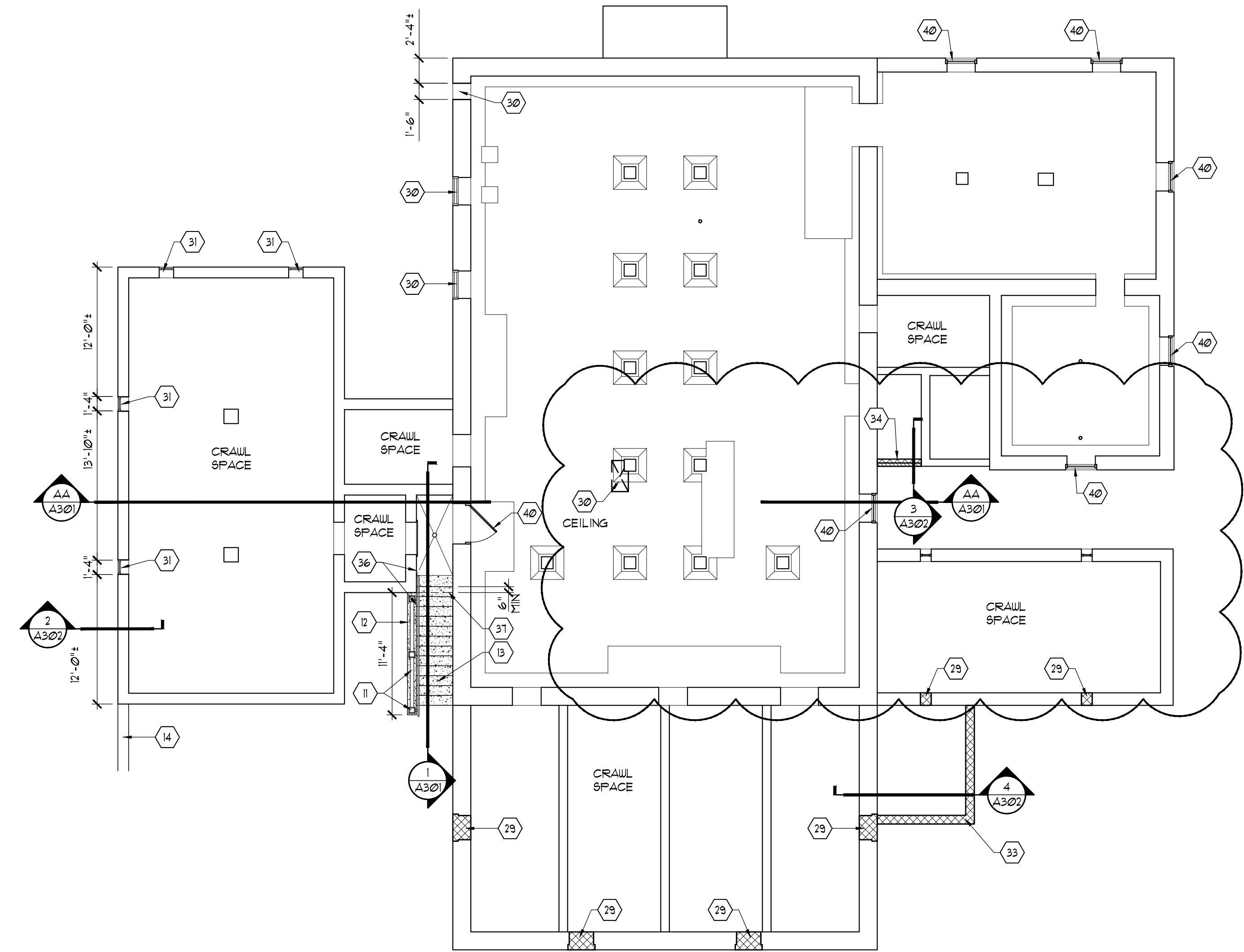
**ATTIC EQUIPMENT OPENING CAP DETAIL**

SCALE: 1/2" = 1'-0"



**ATTIC PLAN**

SCALE: 1/8" = 1'-0"



**BASEMENT PLAN**


SCALE: 1/8" = 1'-0"

**ATTIC NOTE:**  
 CONTRACTOR WILL BE REQUIRED TO REMOVE EXISTING WALL FRAMING MATERIAL AND/OR EXISTING ROOF SHEATHING (NOT EXPOSED TO WEATHER) IN THE EXISTING ATTIC AREA, TO INSTALL SOME OF THE NEW SYSTEMS. SEE STRUCTURAL DRAWINGS FOR REQUIREMENTS FOR PROVIDING ADDITIONAL HEADERS AND/OR FRAMING TO MAINTAIN STRUCTURAL INTEGRITY OF THE BUILDING. CONTRACTOR AND/OR SUB-CONTRACTOR CREATING THE OPENING IS RESPONSIBLE FOR PROVIDING ADDITIONAL FRAMING

GENERAL RENOVATION NOTES:	
1.	VERIFY DIMENSIONS IN FIELD.
2.	DIMENSIONS ON FLOOR PLANS ARE FROM FINISH FACE OF EXISTING PARTITIONS, FACE OF CMU OR FACE OF NEW STEEL OR WOOD STUDS.
3.	PREPARE WOOD FLOORING FOR NEW FLOOR FINISHES TO TOLERANCES RECOMMENDED BY FLOOR FINISH MANUFACTURERS. SEE SPECIFICATIONS.
RENOVATION NOTES:	
9.	METAL ACCESS LADDER TO ATTIC. SEE SPEC'S FOR ADDITIONAL INFORMATION.
11.	COMPOSITE GUARD AND HANDRAIL SYSTEM. BASIS OF DESIGN: AZEK RESERVE RAILING COLLECTION WITH 4"x4" POSTS AND RECTANGULAR COMPOSITE BALUSTERS WITH ADA HANDRAIL.
12.	10" CONCRETE RETAINING WALL. SEE STRUCTURAL DRAWINGS.
13.	CONCRETE STAIR TO BASEMENT. SEE STRUCTURAL DRAWINGS.
14.	RETAINING WALL. SEE SITE / CIVIL DRAWINGS.
18.	2'-8" x 3'-6" INSULATED HATCH TO ATTIC. SEE DETAIL SHEET A103.
26.	EXISTING HATCH OPENING TO REMAIN - FOR LARGE EQUIP INSTALLATION AND FUTURE EQUIPMENT REPLACEMENT.
27.	1'-8" x 2'-6" INSULATED HATCH TO ATTIC. SIMILAR TO DETAIL SHEET A103.
28.	MECHANICAL LOUVER. SEE MECHANICAL AND STRUCTURAL DRAWINGS. PROVIDE INSULATED METAL BLANK-OFF PANELS WHERE NOT USED.

RENOVATION NOTES CONTINUED:	
29.	INFILL WINDOW AND VENT OPENINGS IN FOUNDATION WALL WITH CMU.
30.	MECHANICAL VENT OR DUCTWORK. SEE MECHANICAL AND STRUCTURAL DRAWINGS.
31.	16" x 8" FOUNDATION VENT. SEE MECHANICAL AND STRUCTURAL DRAWINGS. REPLACE FOUNDATION VENTS IN EXISTING WALL WHERE NOTED.
32.	MECHANICAL LOUVER. SEE MECHANICAL DRAWINGS.
33.	10" CMU FOUNDATION WALL. 4" NATURAL STONE VENEER FROM 8" MINIMUM BELOW GRADE - TO BOTTOM OF 6" EIFS WINDOW SILL. STONE, MORTAR AND JOINTS TO MATCH EXISTING. SEE STRUCTURAL DRAWINGS.
34.	12" CMU FOUNDATION WALL. 2" BRICK VENEER FROM 8" MINIMUM BELOW GRADE - TOP OF BRICK TO MATCH TOP OF EXISTING STONE. BRICK, MORTAR AND JOINTS TO MATCH EXISTING. SEE STRUCTURAL DRAWINGS.
35.	DELETED
36.	ALIGN FACE OF NEW CONCRETE RETAINING WALL WITH FACE OF EXISTING FOUNDATION WALL AT BASEMENT LEVEL.
37.	OUTSIDE FACE OF ANGLED CONCRETE BEAM ABOVE. START STAIRS MINIMUM 6" BEYOND FACE OF BEAM. PROVIDE 80" MINIMUM HEAD CLEARANCE FOR STAIR.
38.	REMOVABLE INSULATED PLYWOOD AND WOOD FRAMED OPENING CAP - OVER EXISTING PULL-DOWN STAIR OPENING. SEE DETAIL SHEET A103.
40.	PREP, PRIME AND PAINT WOOD DOOR & WINDOW FRAMES - EXTERIOR FACE.

VE REVISIONS	11/20/17



426 SOUTH THIRD STREET  
 SUITE 101  
 LEMOYNE, PA  
 (717) 920-2282  
 (717) 920-2284 FAX

**KPD3**  
**DESIGN STUDIO, INC.**  
 ARCHITECTURE + INTERIOR DESIGN

MERCERSBURG ACADEMY  
 HEALTH CENTER  
 McFARLAND ROAD  
 MONTGOMERY TOWNSHIP, FRANKLIN COUNTY, PA

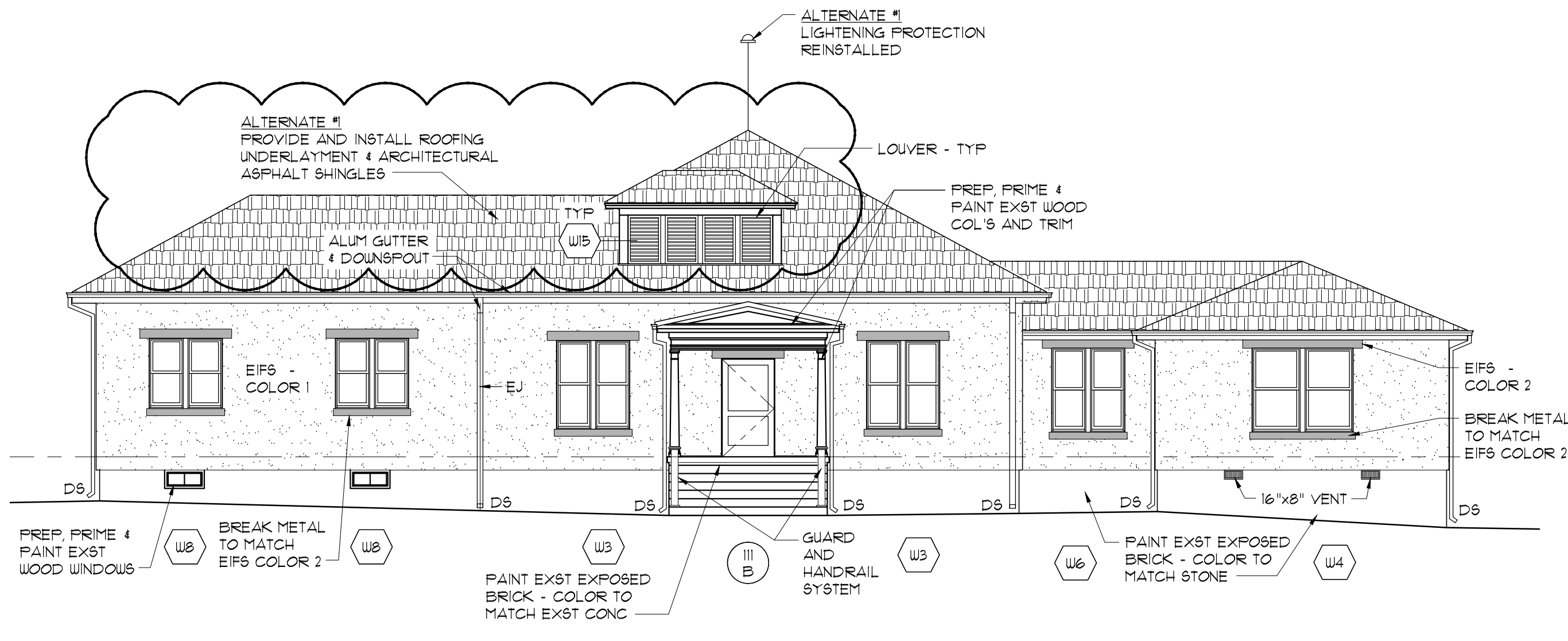
**ATTIC AND BASEMENT PLAN**

Reproduction of the material herein or substantial use without written permission of KPD3 Design Studio, Inc. violates the Copyright laws of the United States and will be subject to legal prosecution. Copyright: 2017

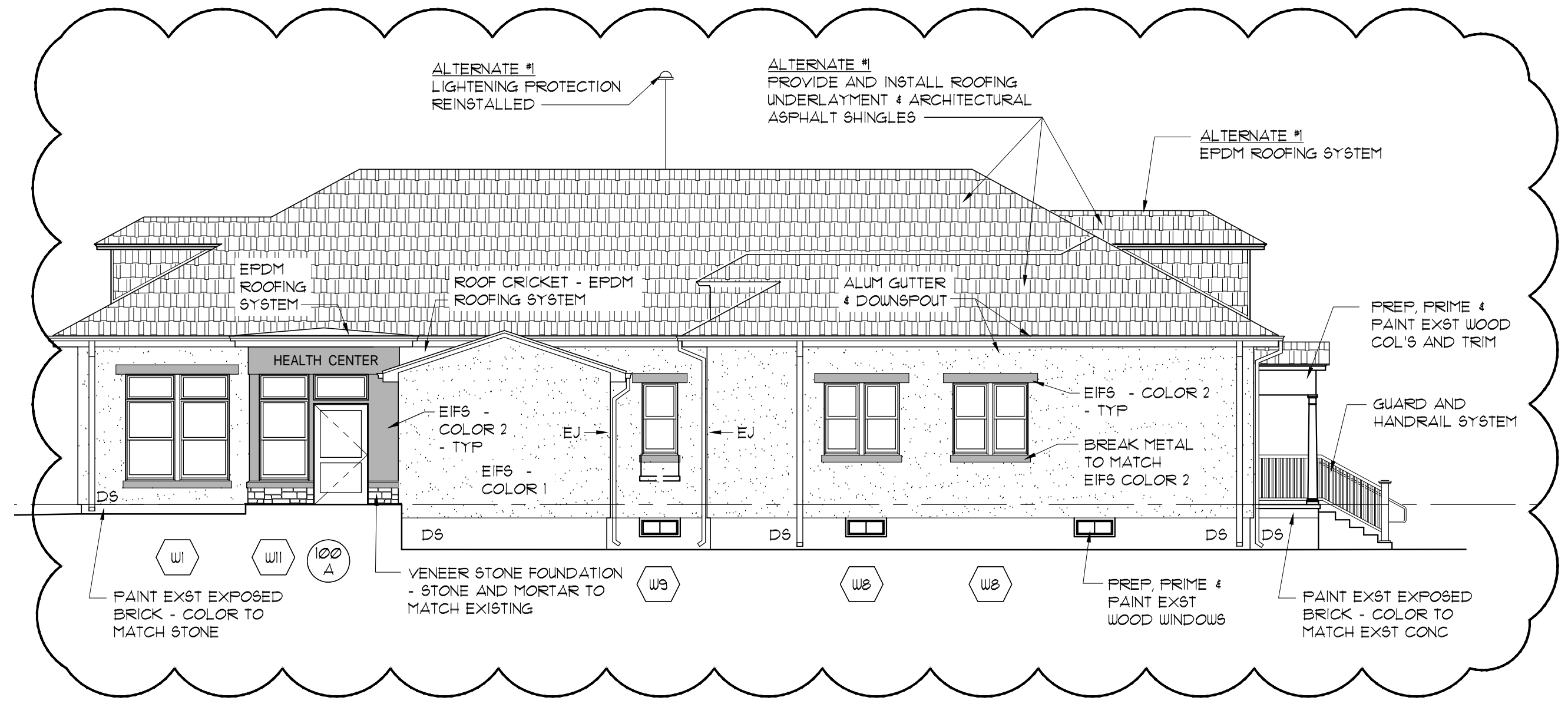
DATE : 08/10/17  
 SCALE : AS NOTED  
 JOB NO. : 343-14  
 SHEET  
**A103**

BID SET

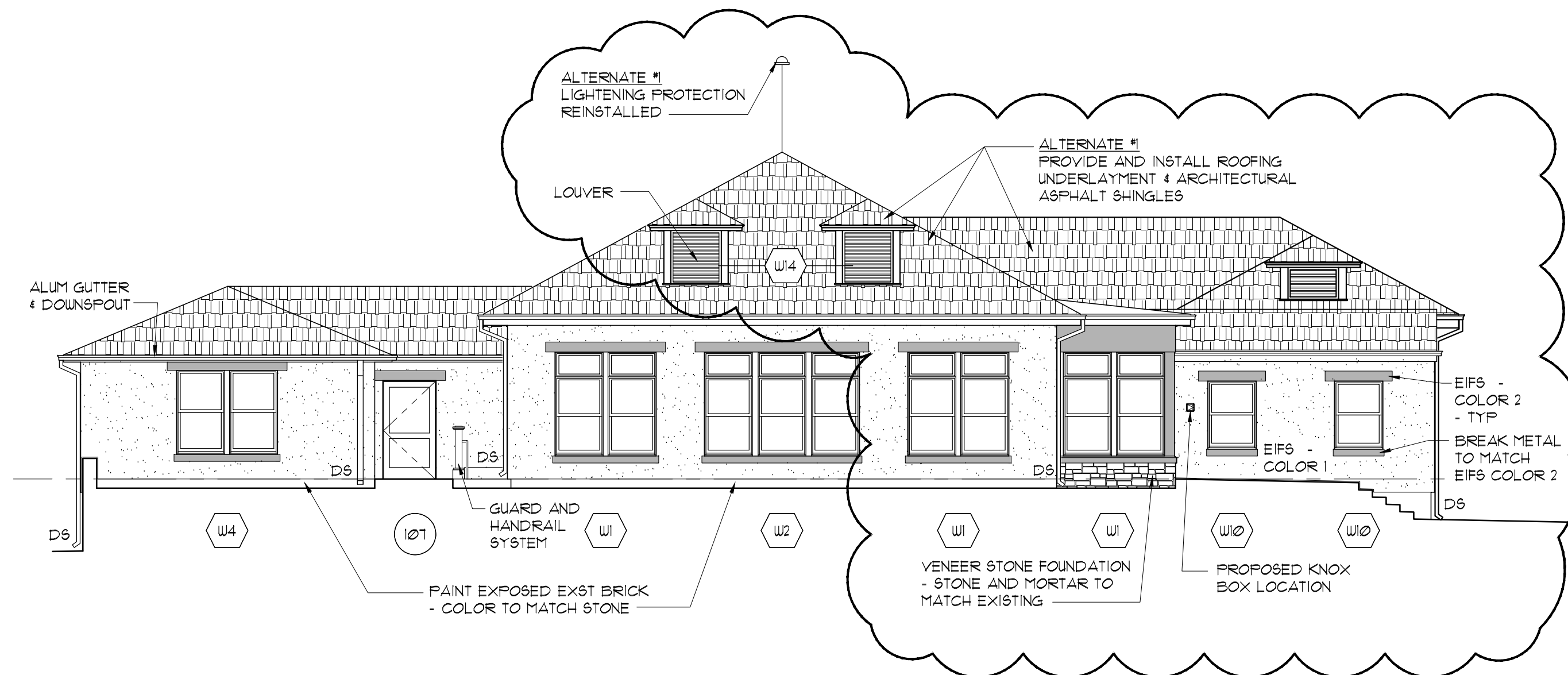
VE REVISIONS	11/01/17



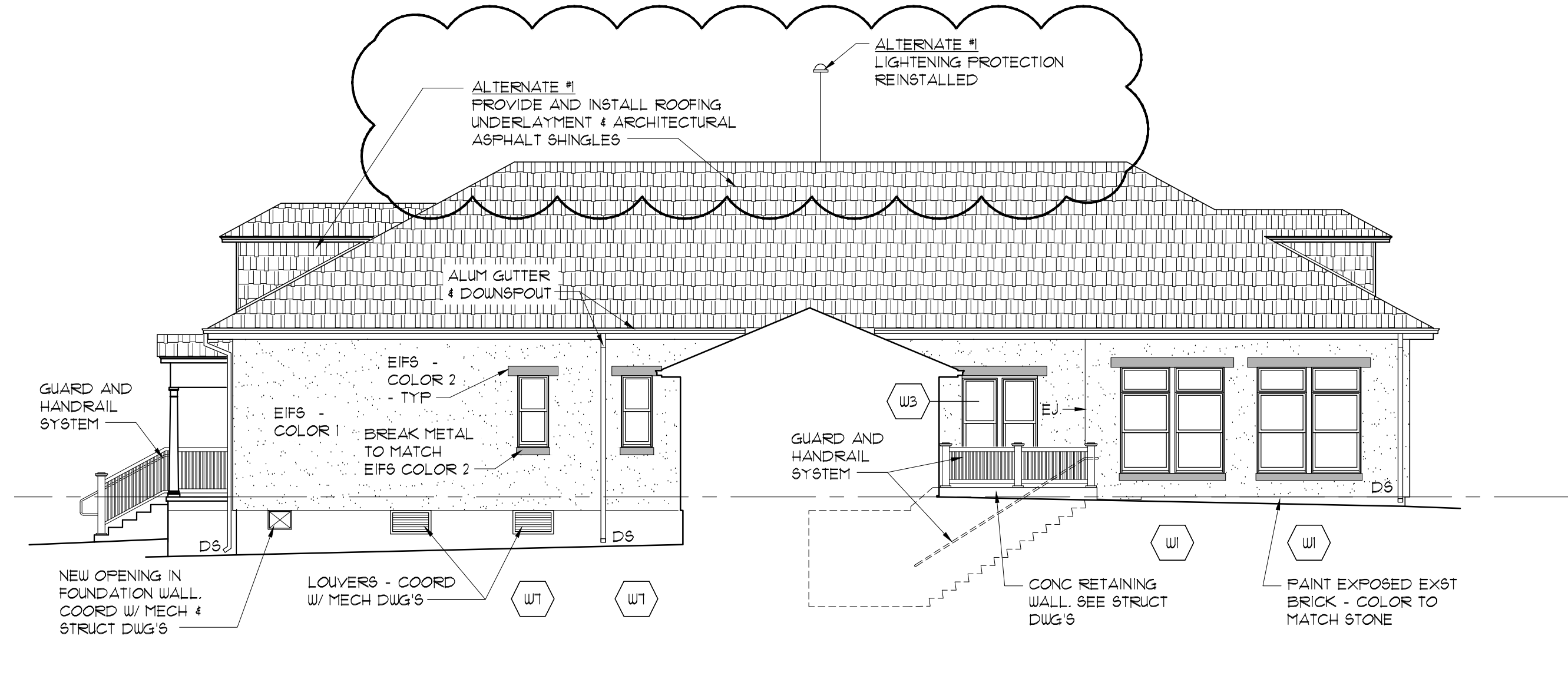
**NORTH ELEVATION - A**  
SCALE: 1/8" = 1'-0"



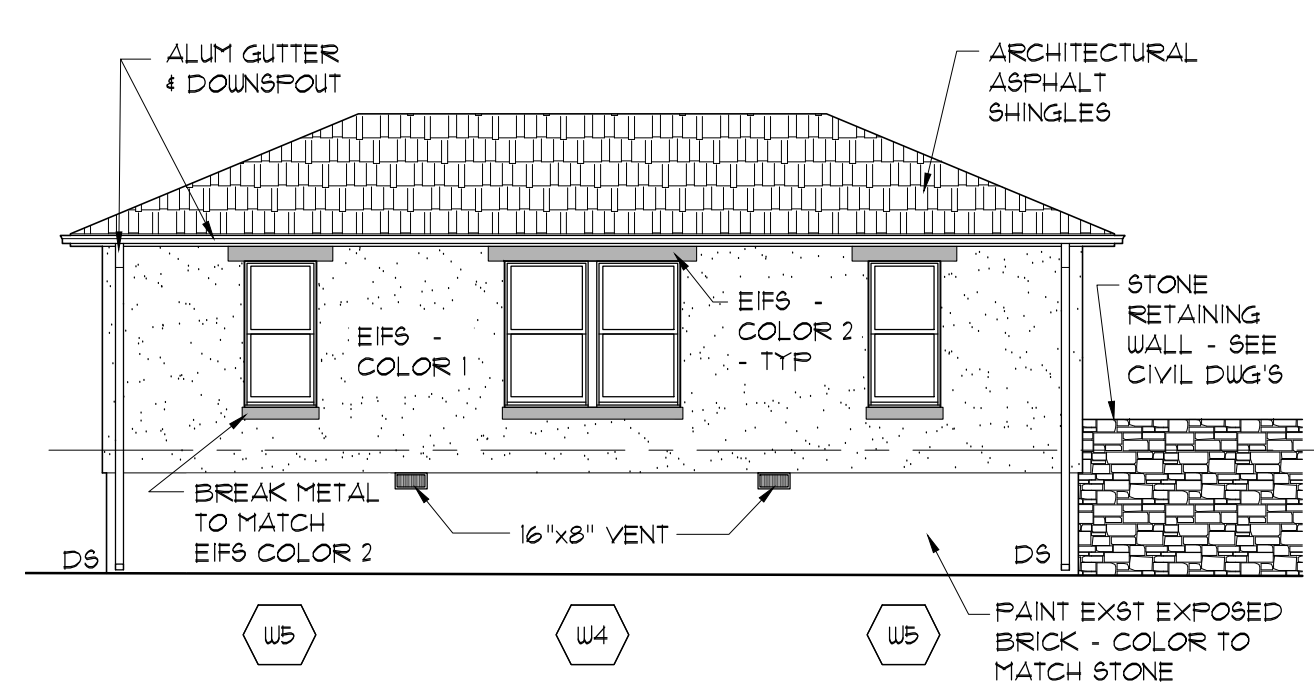
**EAST ELEVATION - B**  
SCALE: 1/8" = 1'-0"



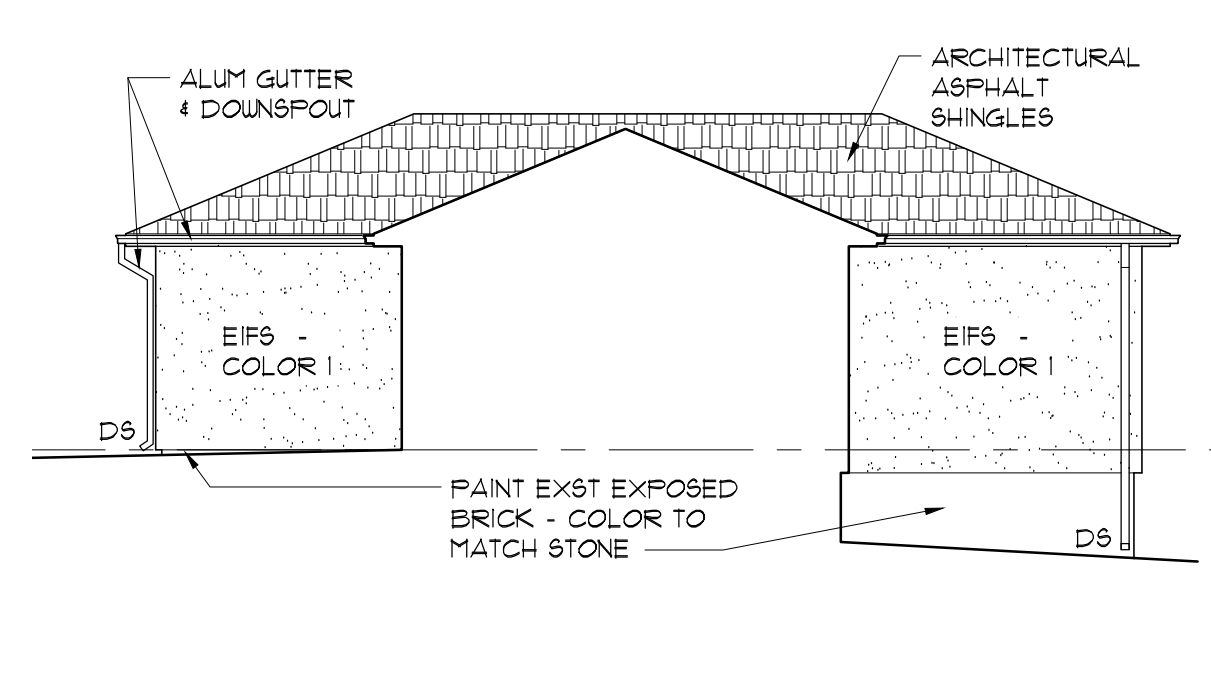
**SOUTH ELEVATION - C**  
SCALE: 1/8" = 1'-0"



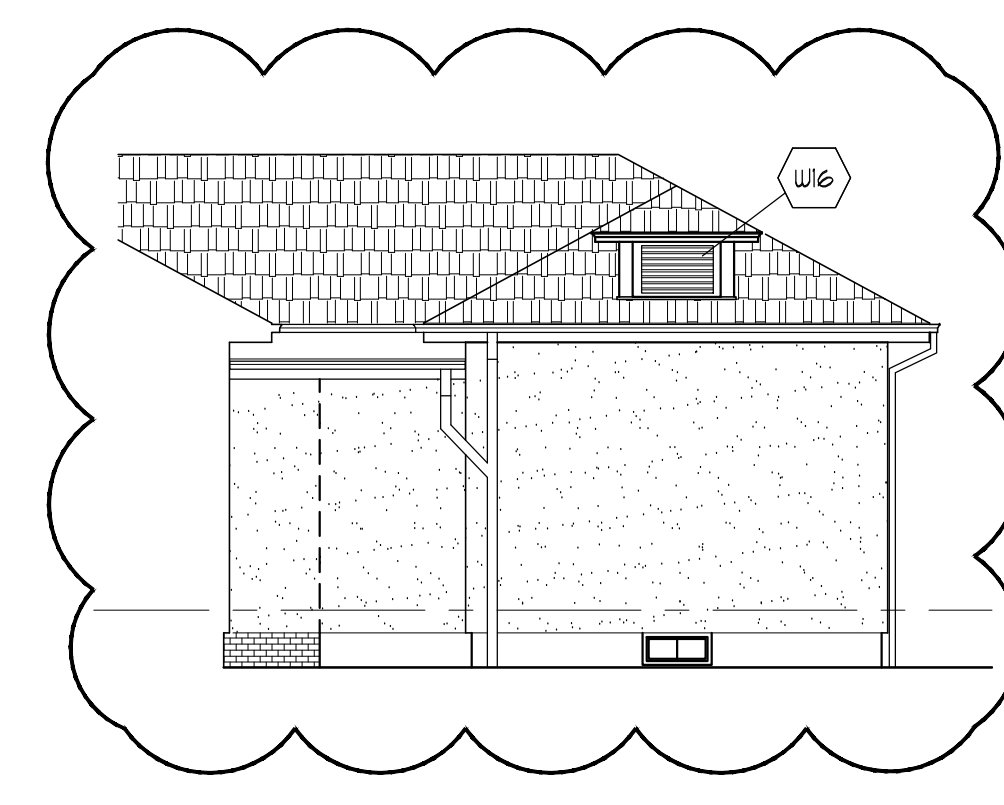
**WEST ELEVATION - D**  
SCALE: 1/8" = 1'-0"



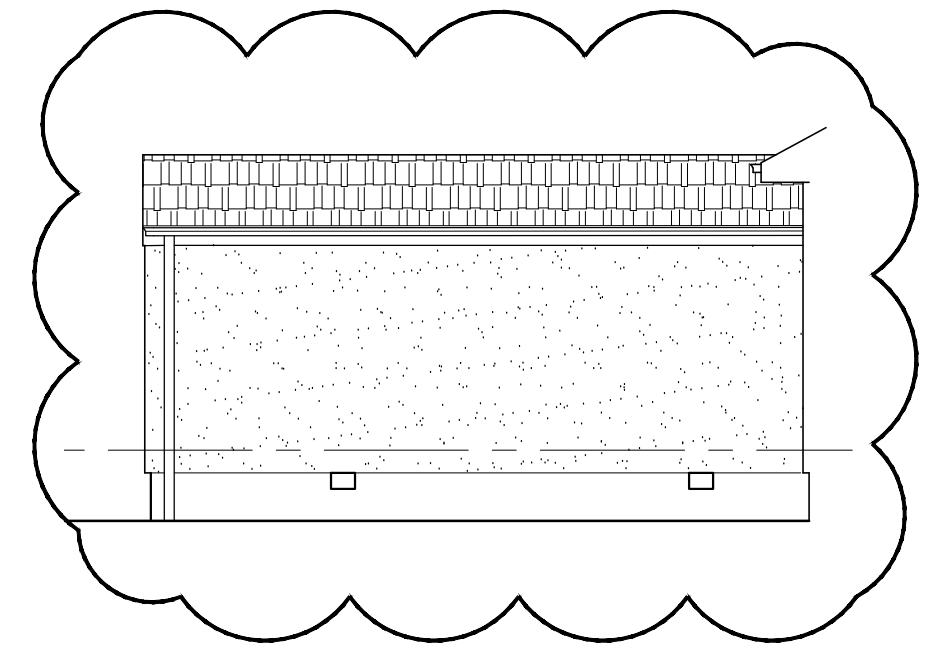
**WEST ELEVATION - E**  
SCALE: 1/8" = 1'-0"



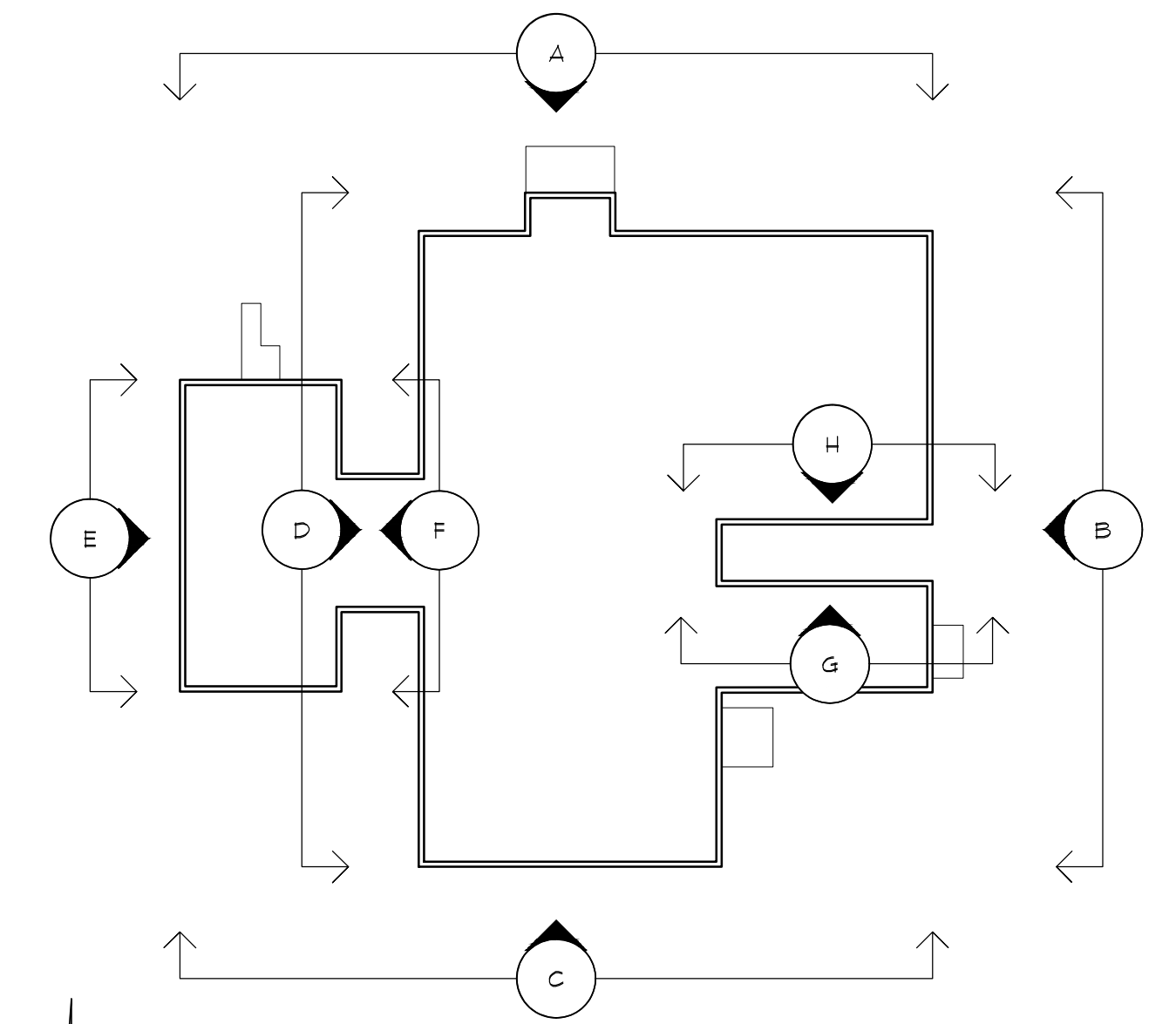
**EAST ELEVATION - F**  
SCALE: 1/8" = 1'-0"



**SOUTH ELEVATION - G**  
SCALE: 1/8" = 1'-0"



**NORTH ELEV - H**  
SCALE: 1/8" = 1'-0"



**ELEVATION KEY PLAN**  
NO SCALE



426 SOUTH THIRD STREET  
SUITE 101  
LEMOYNE, PA  
(717) 920-2282  
(717) 920-2284 FAX

**KPS**  
**DESIGN STUDIO, INC.**  
ARCHITECTURE + INTERIOR DESIGN

MERCERSBURG ACADEMY  
HEALTH CENTER  
MCFARLAND ROAD  
MONTGOMERY TOWNSHIP, FRANKLIN COUNTY, PA

**EXTERIOR ELEVATIONS**


Reproduction of the material herein or substantial use without written permission of KPS Design Studio, Inc., violates the Copyright Laws of the United States and will be subject to legal prosecution. Copyright: 2017

DATE : 08/10/17  
SCALE : AS NOTED  
JOB NO. : 343-14  
SHEET  
**A201**

BID SET



REVISIONS	DATE



426 SOUTH THIRD STREET  
SUITE 101  
LEMOYNE, PA  
(717) 920-2282  
(717) 920-2284 FAX

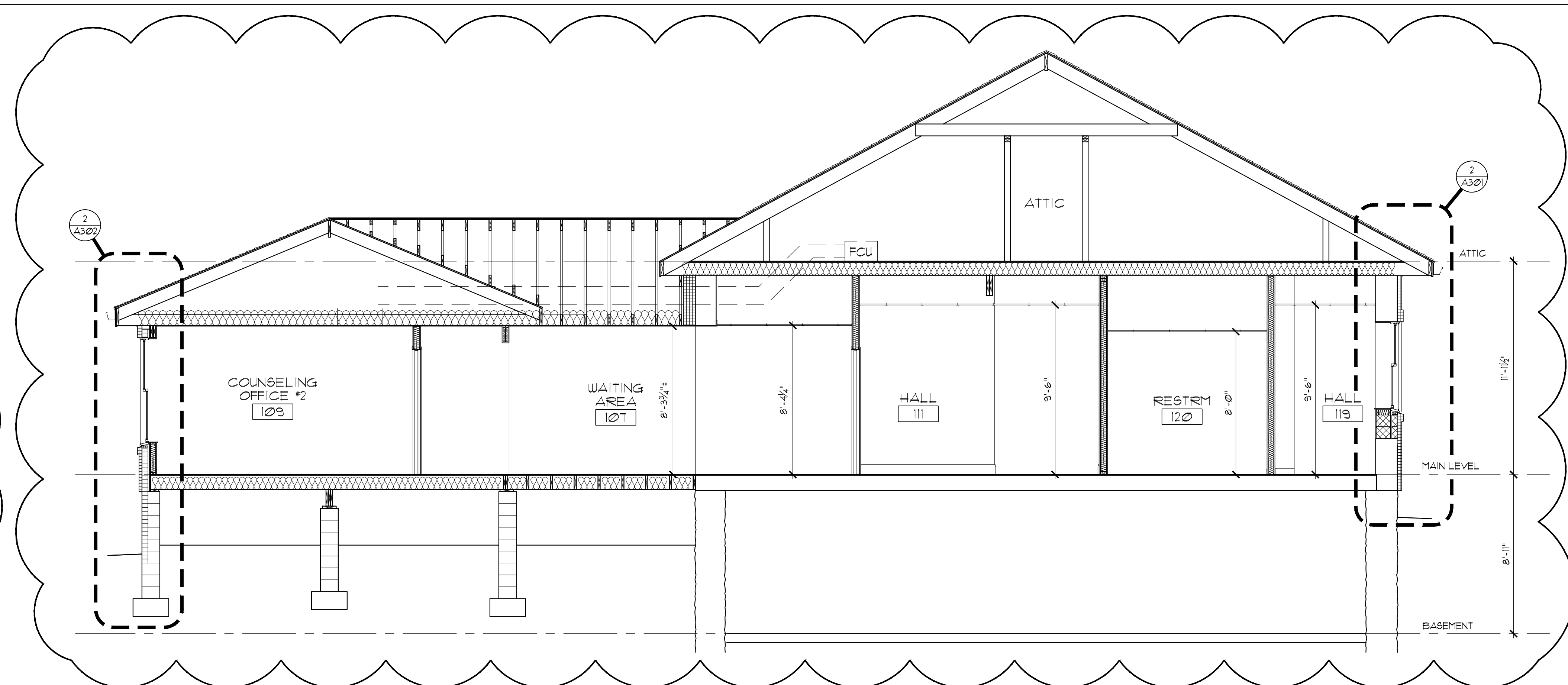
**KPD3**  
DESIGN STUDIO, INC.  
ARCHITECTURE + INTERIOR DESIGN

MERCERSBURG ACADEMY  
HEALTH CENTER  
McFARLAND ROAD  
MONTGOMERY TOWNSHIP, FRANKLIN COUNTY, PA

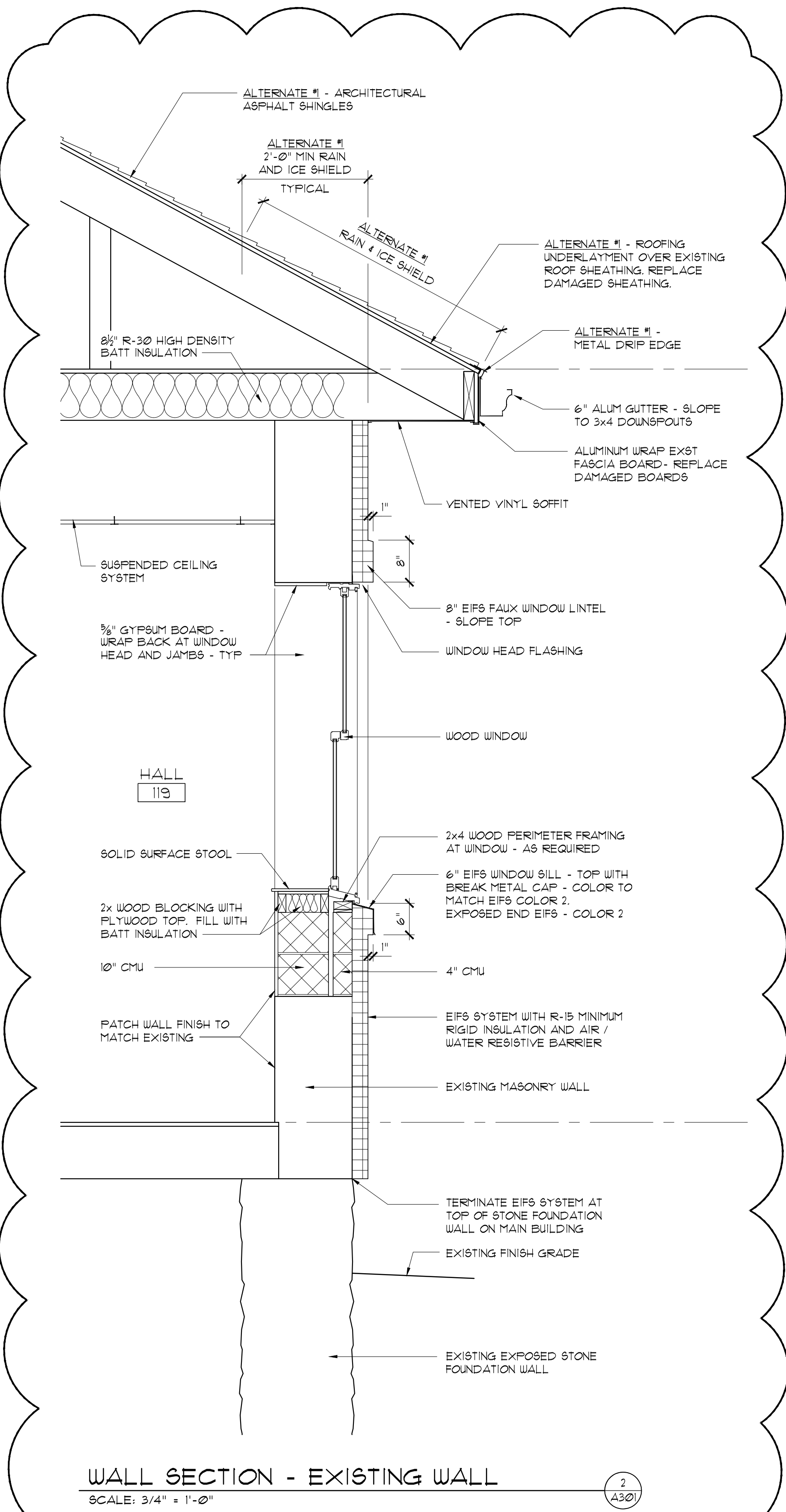
**BUILDING SECTIONS**

Reproduction of the material herein or substantial use without written permission of KPD3 Design Studio, Inc. violates the Copyright Laws of the United States and will be subject to legal prosecution. Copyright: 2017

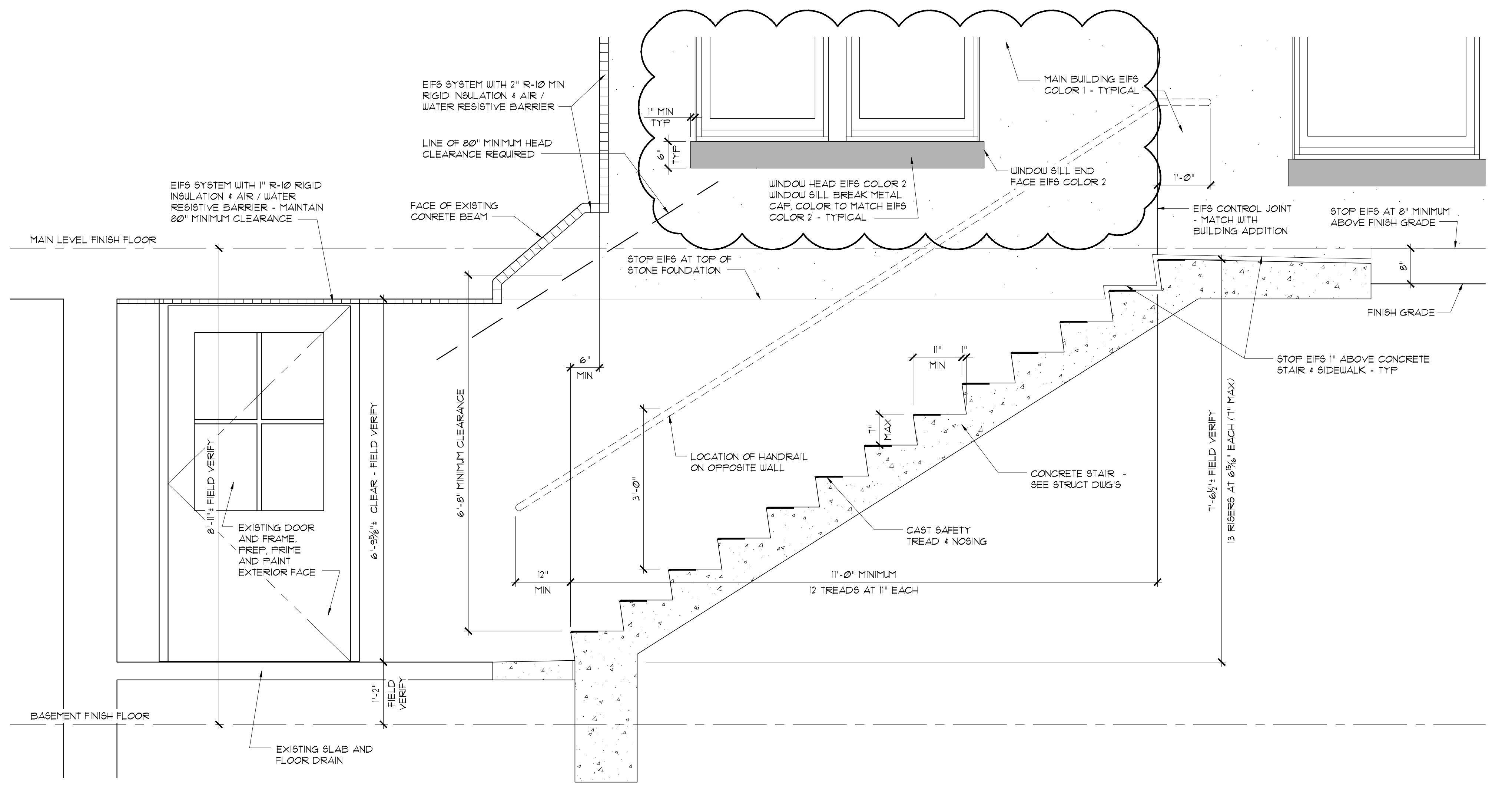
DATE : 08/10/17  
SCALE : AS NOTED  
JOB NO. : 343-14  
SHEET  
**A301**



**BUILDING SECTION**  
SCALE: 1/4" = 1'-0"



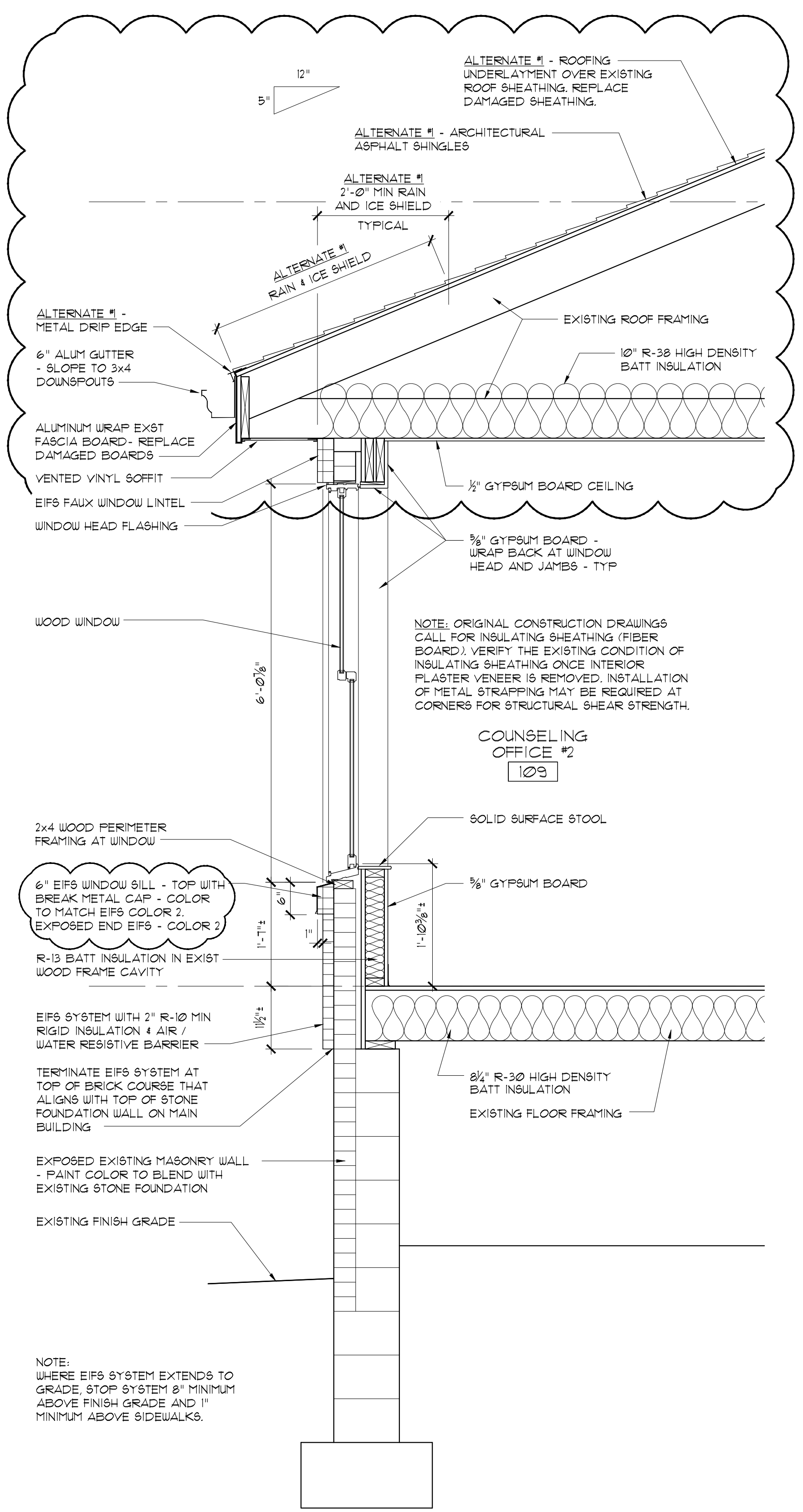
**WALL SECTION - EXISTING WALL**  
SCALE: 3/4" = 1'-0"



**WALL SECTION - STAIR TO BASEMENT**  
SCALE: 3/4" = 1'-0"

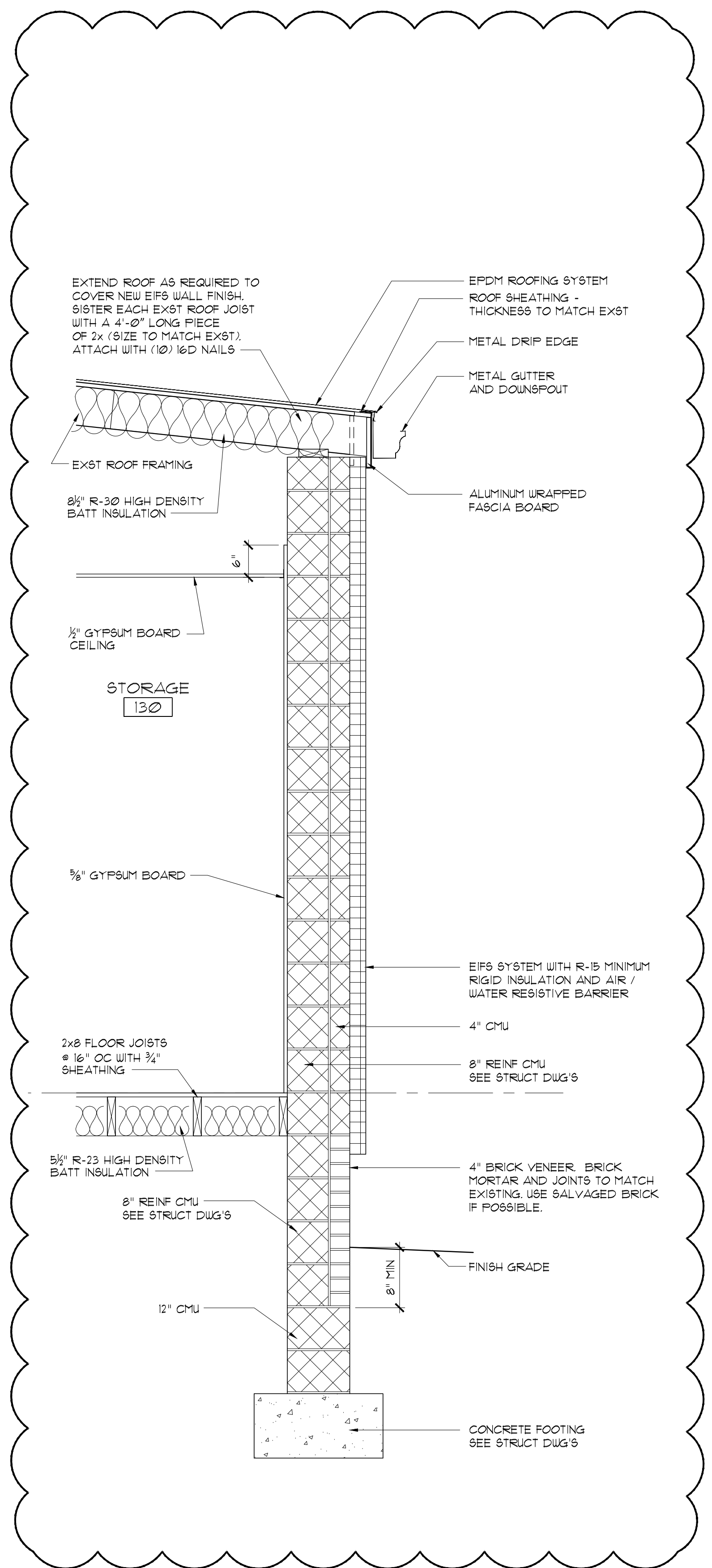
BID SET

REV	REVISIONS	DATE



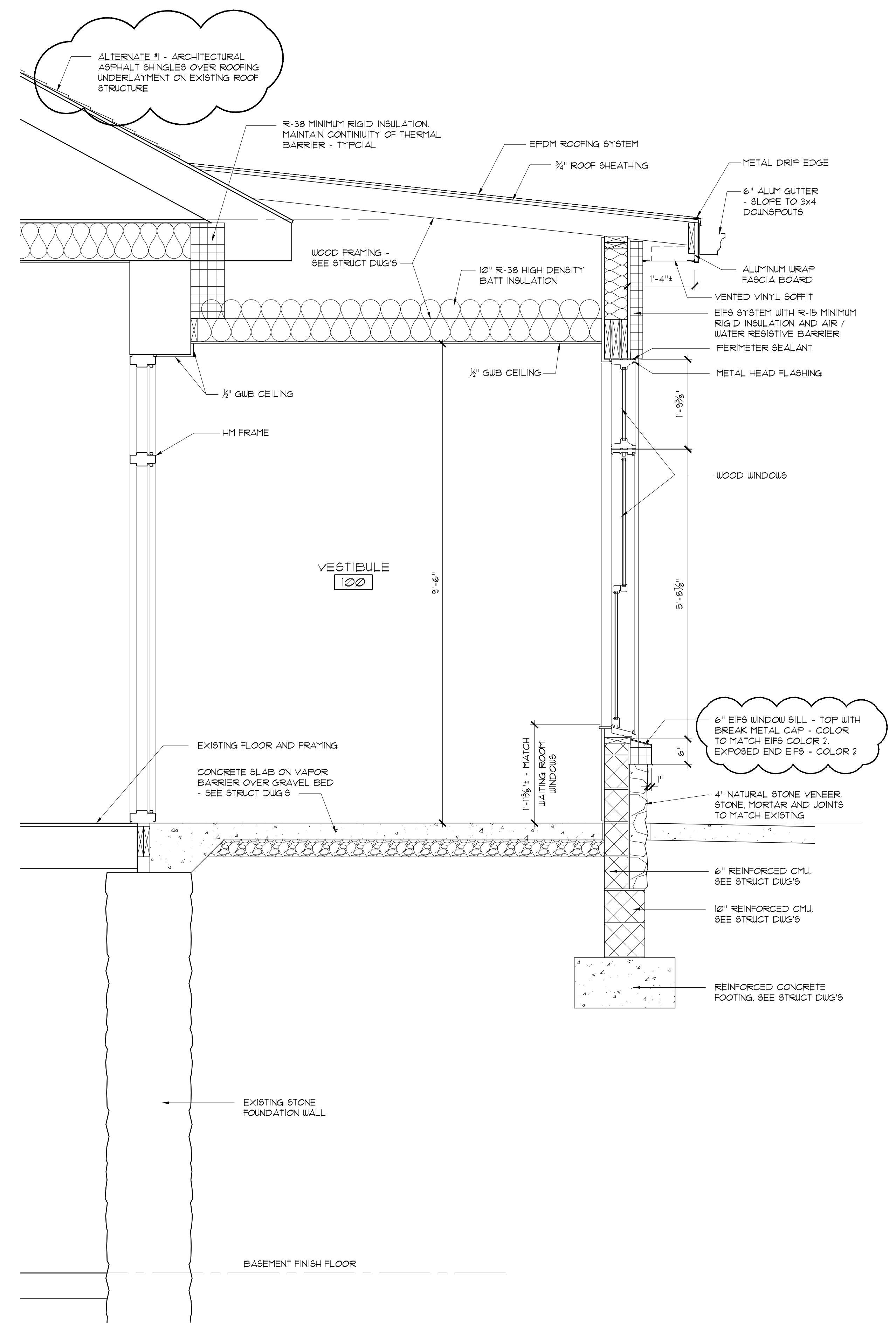
WALL SECTION - EXISTING WALL  
SCALE: 3/4" = 1'-0"

2  
A302



WALL SECTION - NEW INFILL WALL  
SCALE: 3/4" = 1'-0"

3  
A302



WALL SECTION - VESTIBULE 100  
SCALE: 3/4" = 1'-0"

4  
A302



428 SOUTH THIRD STREET  
SUITE 101  
LEMOYNE, PA  
(717) 920-2282  
(717) 920-2284 FAX

**KPD3**  
DESIGN STUDIO, INC.  
ARCHITECTURE + INTERIOR DESIGN

MERCERSBURG ACADEMY  
HEALTH CENTER  
McFARLAND ROAD  
MONTGOMERY TOWNSHIP, FRANKLIN COUNTY, PA

WALL SECTIONS

Reproduction of the material herein or substantial use without written permission of KPD3 Design Studio, Inc., violates the Copyright Laws of the United States and will be subject to legal prosecution. Copyright: 2017

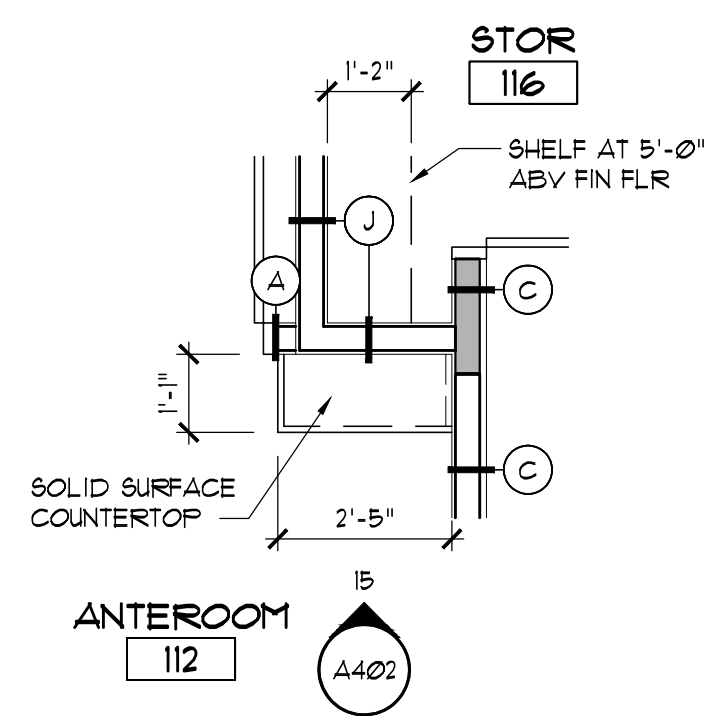
DATE : 08/10/17  
SCALE : AS NOTED  
JOB NO. : 343-14  
SHEET

**A302**

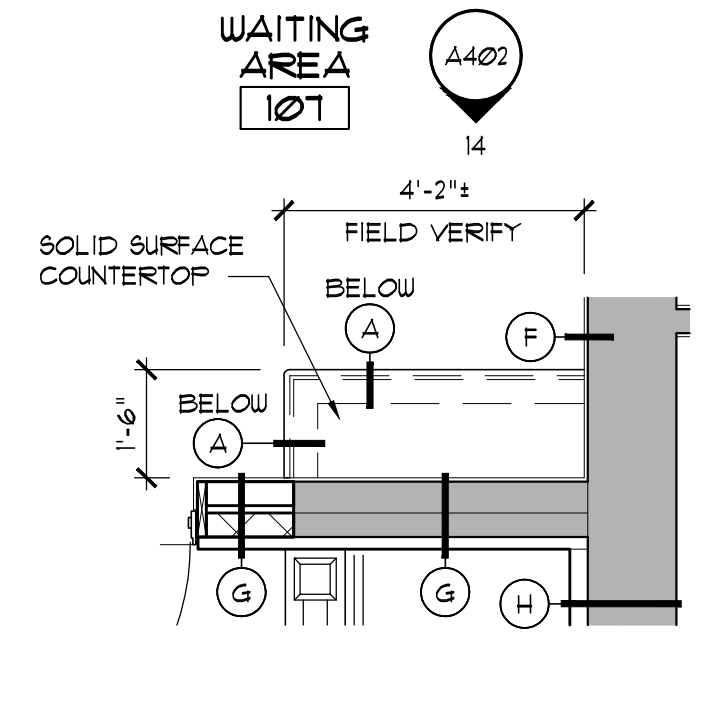
BID SET



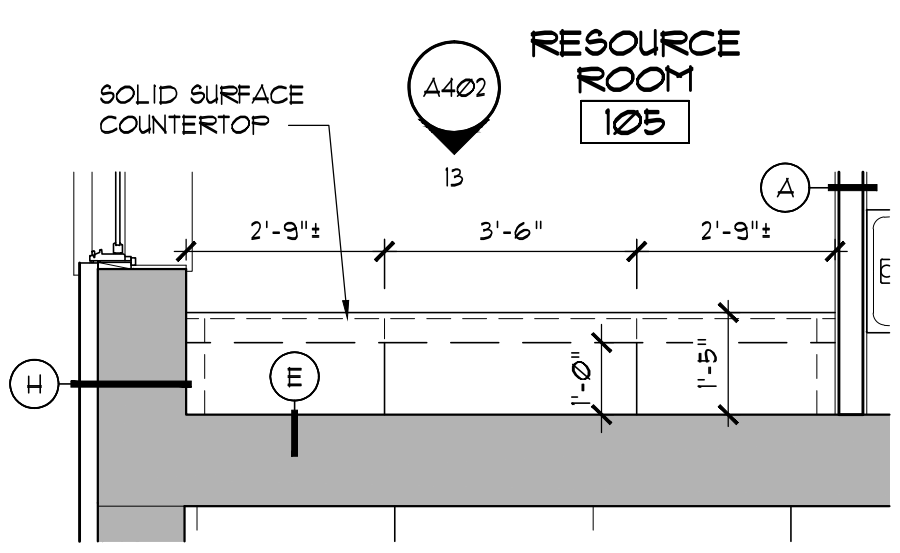
VE REVISIONS	11/01/17



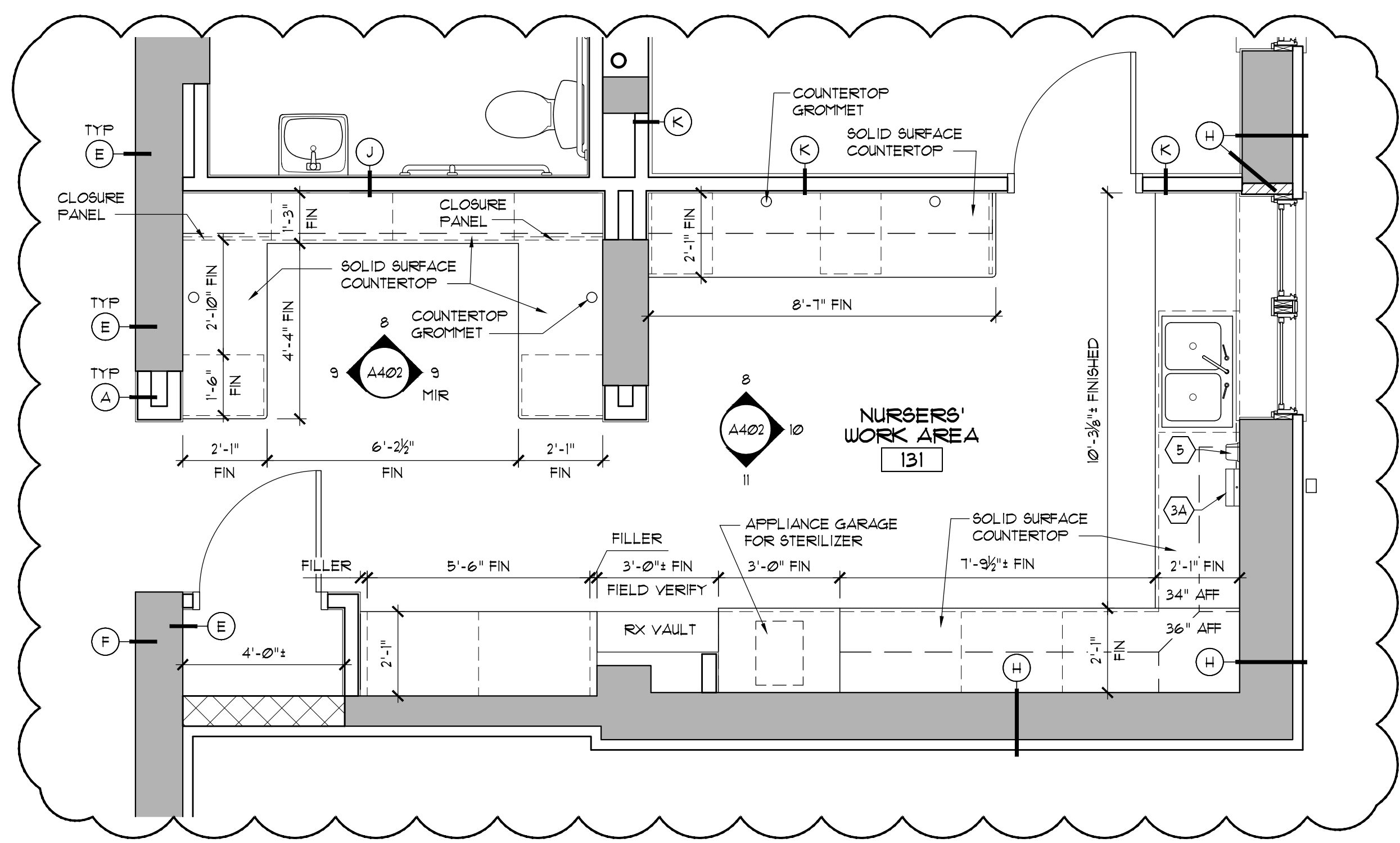
**ENLARGED PLAN - ANTEROOM 112**  
SCALE: 3/8" = 1'-0"



**ENLARGED PLAN - WAITING AREA 107**  
SCALE: 3/8" = 1'-0"

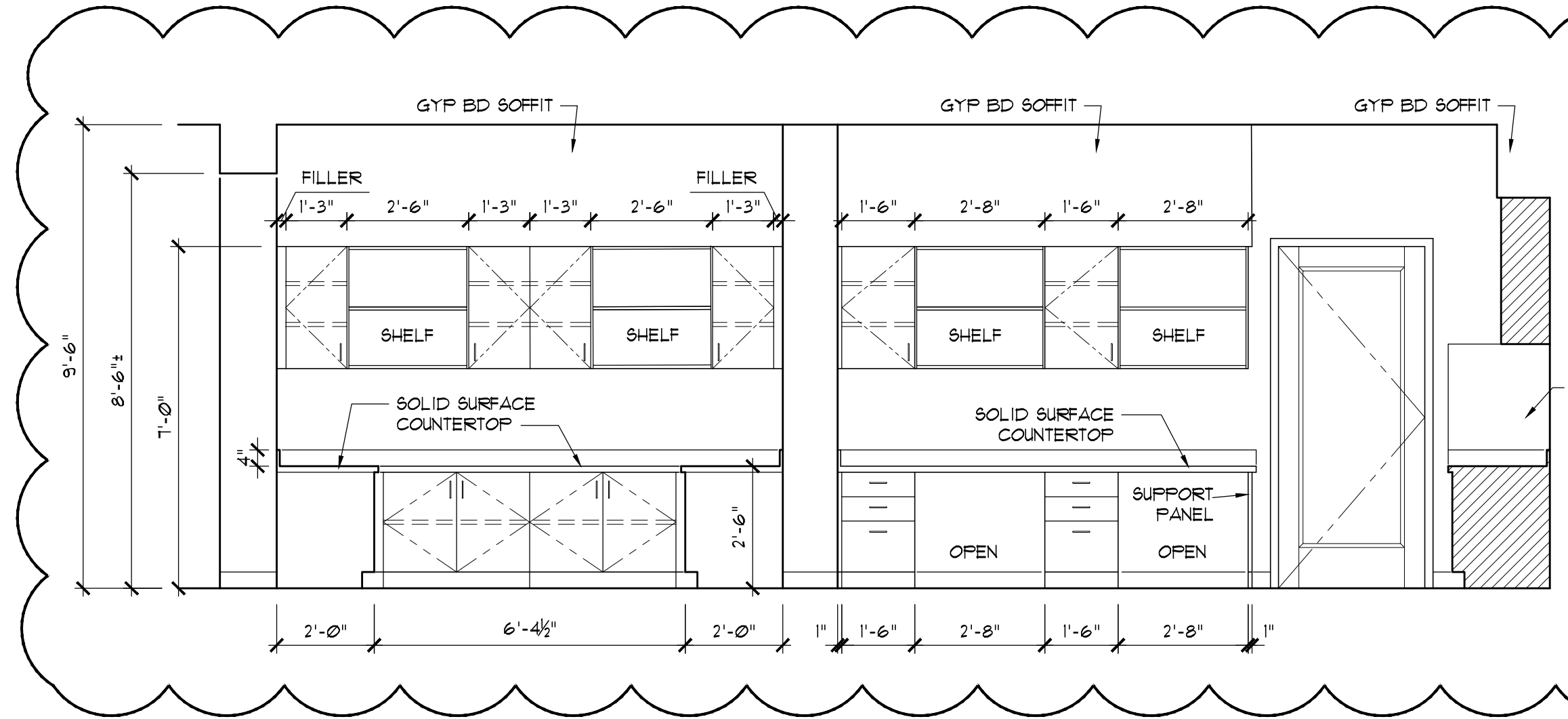


**ENLARGED PLAN - RESOURCE ROOM 105**  
SCALE: 3/8" = 1'-0"

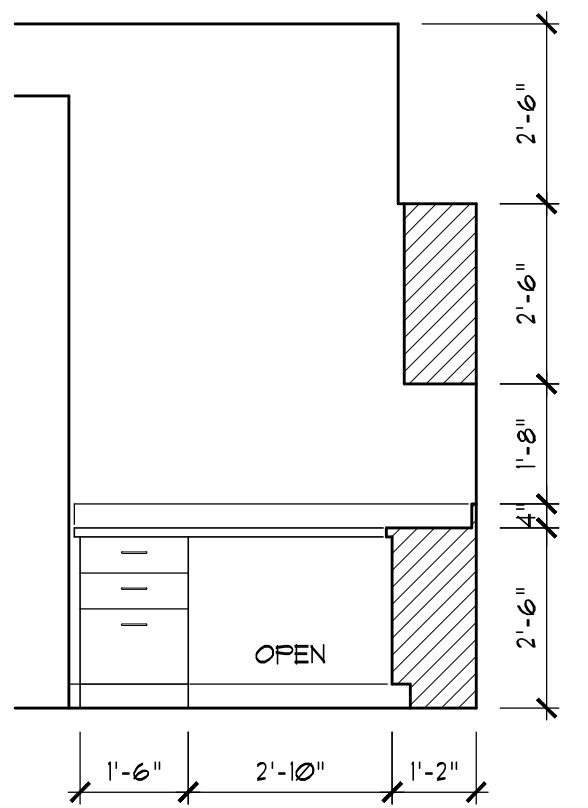


**ENLARGED PLAN - NURSES' WORK AREA 131**  
SCALE: 3/8" = 1'-0"

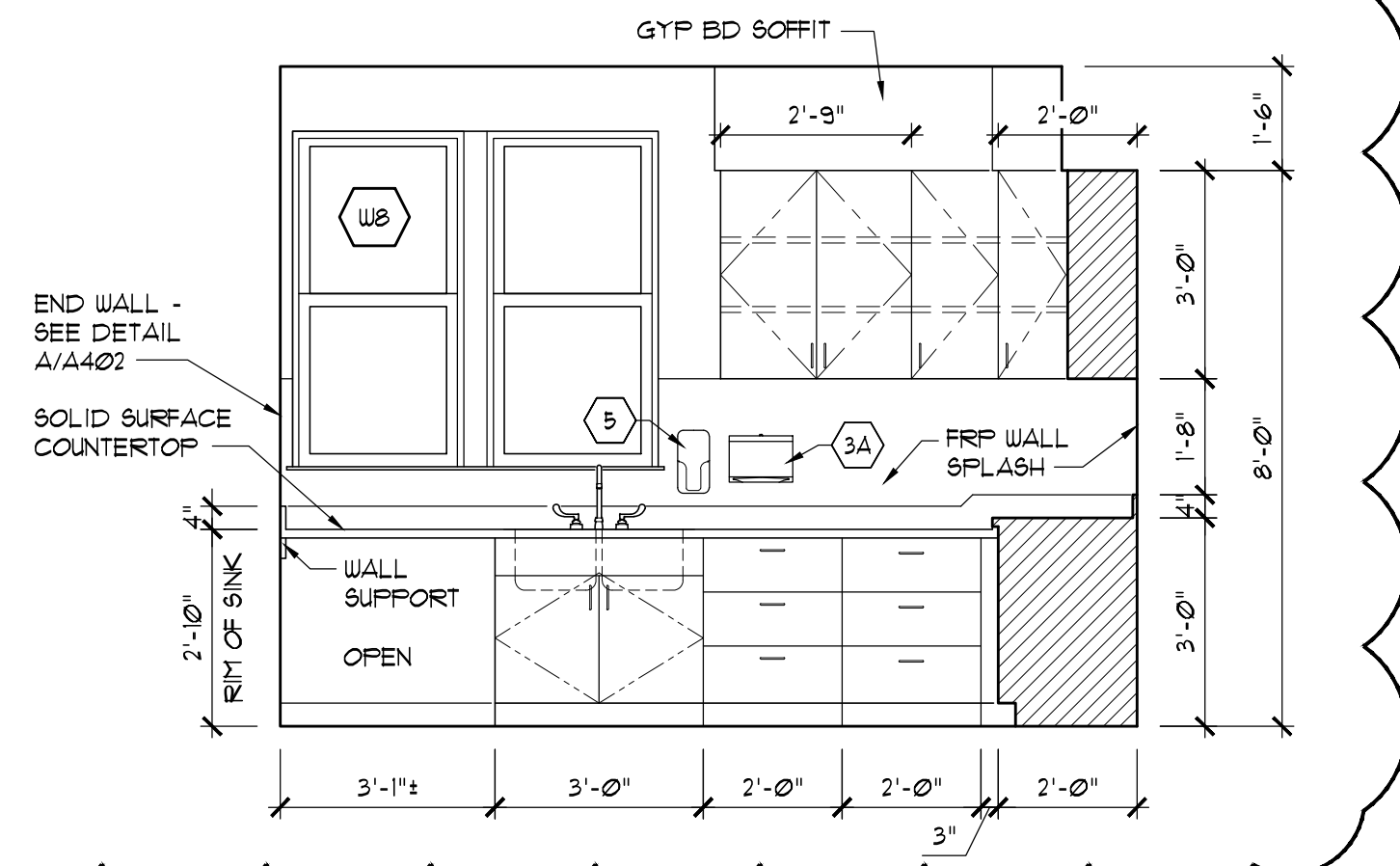
**NOTES:**  
SEE SHEET A101 FOR WALL TYPE SCHEDULE.  
SEE SHEET A401 FOR CASEWORK NOTES.  
SEE SHEET A404 FOR TOILET ACCESSORY SCHEDULE.



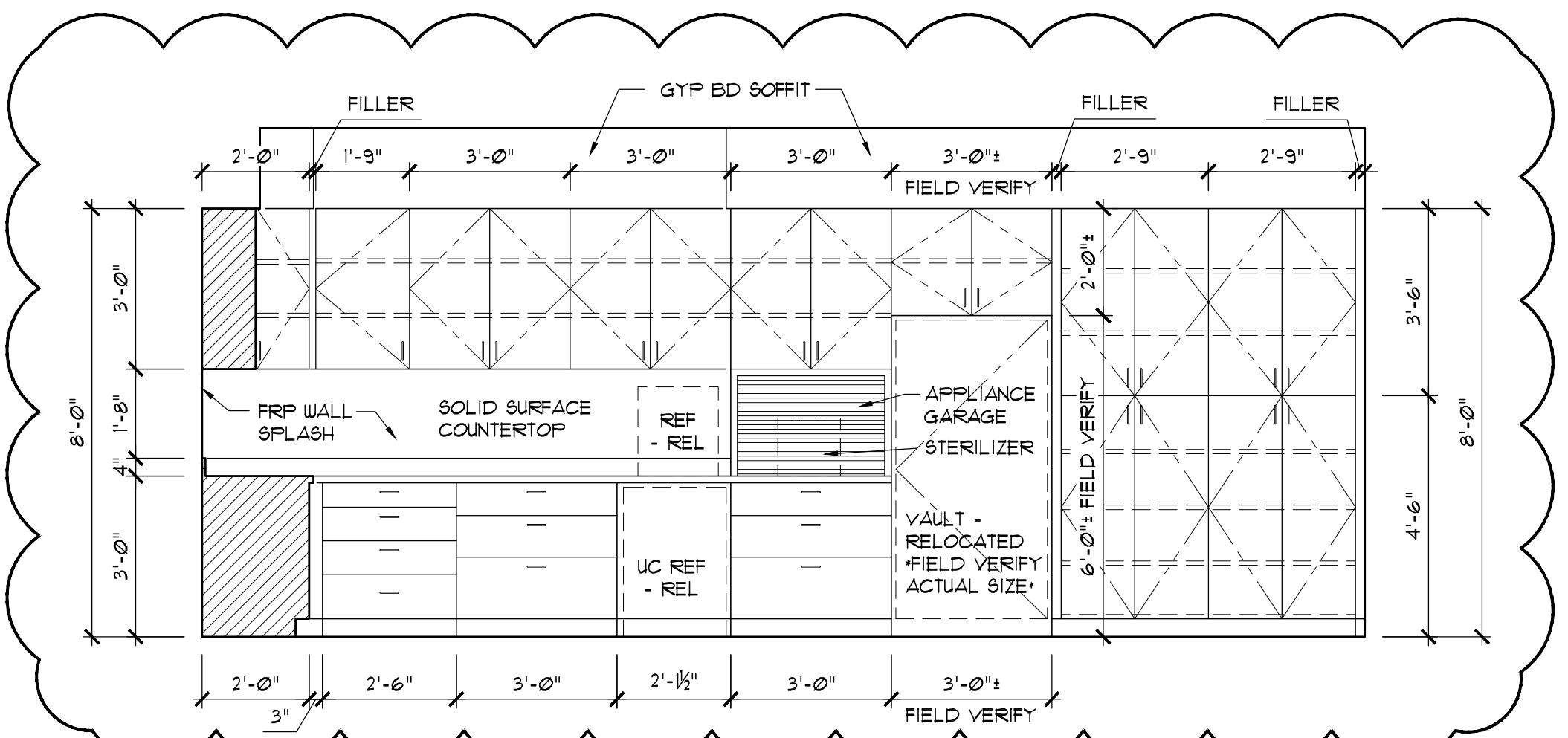
**ELEVATION 8**  
SCALE: 3/8" = 1'-0"



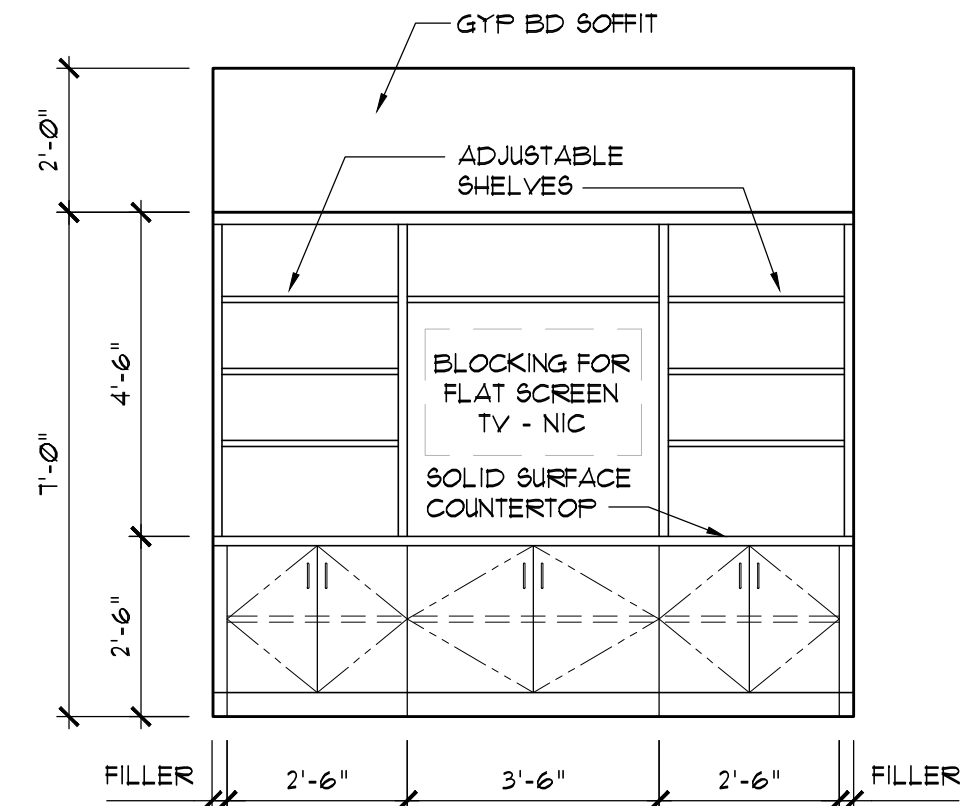
**ELEVATION 9**  
SCALE: 3/8" = 1'-0"



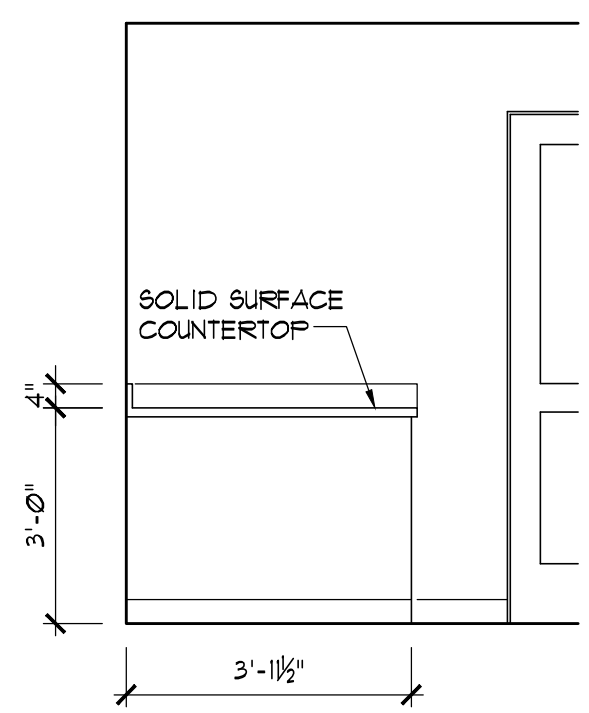
**ELEVATION 11**  
SCALE: 3/8" = 1'-0"



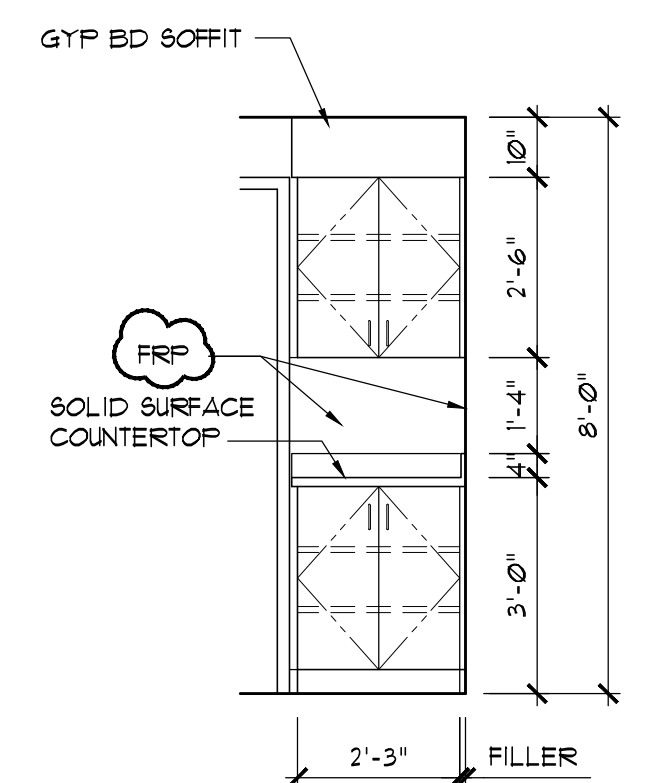
**ELEVATION 12**  
SCALE: 3/8" = 1'-0"



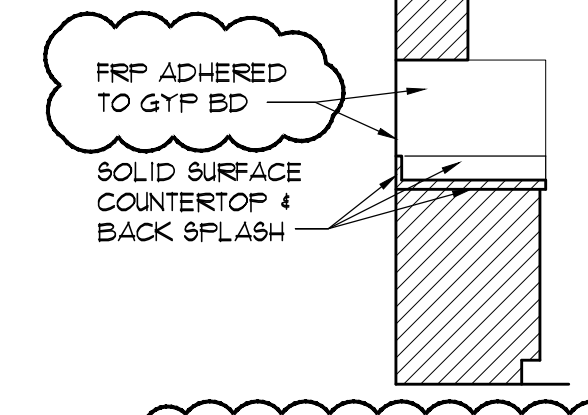
**ELEVATION 13**  
SCALE: 3/8" = 1'-0"



**ELEVATION 14**  
SCALE: 3/8" = 1'-0"




**ELEVATION 15**  
SCALE: 3/8" = 1'-0"



WHERE ELEVATIONS CALL FOR FRP ON BACKSPLASH, THE FRP SHALL EXTEND TO THE SIDE WALL AS DETAILED ABOVE.

**TYPICAL SIDE WALL P-LAM BACKSPLASH DETAIL**  
SCALE: 3/8" = 1'-0"



428 SOUTH THIRD STREET  
SUITE 101  
LEMOYNE, PA  
(717) 920-2282  
(717) 920-2284 FAX  
**KPD3**  
**DESIGN STUDIO, Inc.**  
ARCHITECTURE + INTERIOR DESIGN

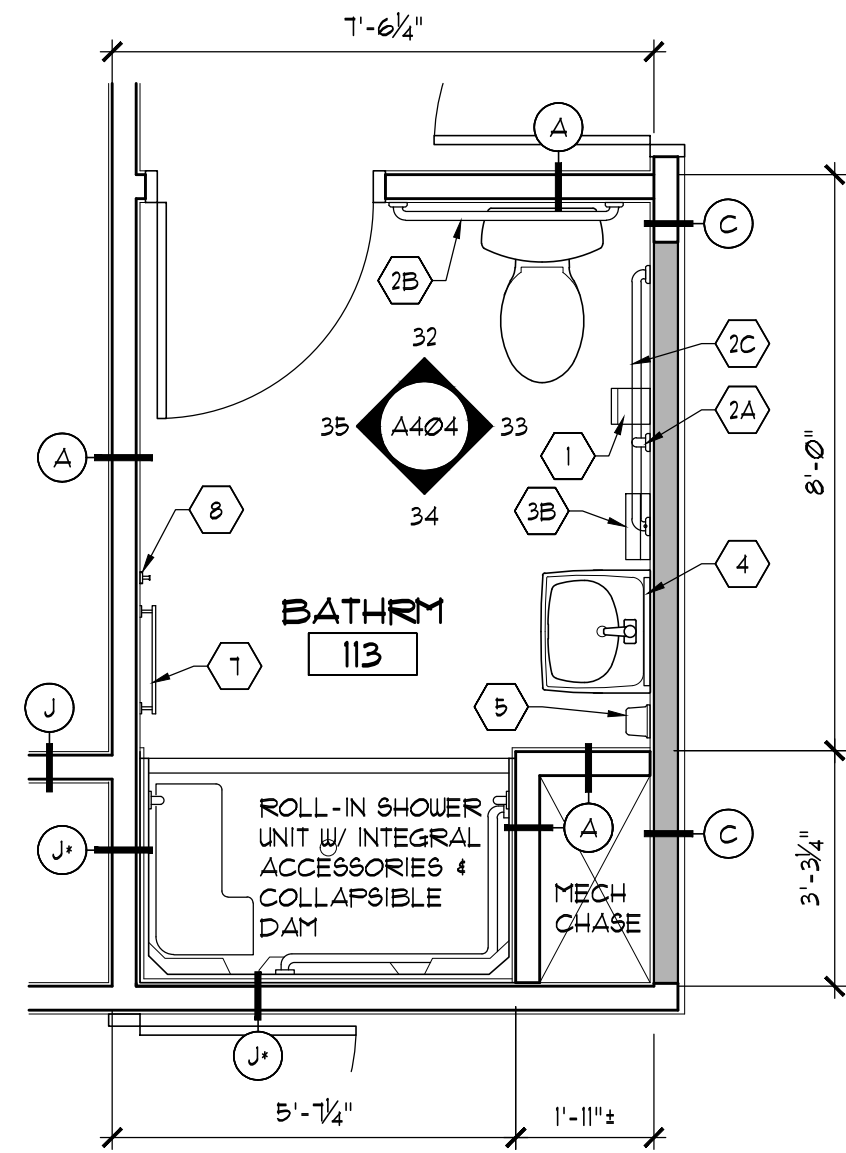
MERCERSBURG ACADEMY  
HEALTH CENTER  
MCFARLAND ROAD  
MONTGOMERY TOWNSHIP, FRANKLIN COUNTY, PA  
**ENLARGED PLANS & ELEVATIONS**

Reproduction of the material herein or substantial use without written permission of KPD3 Design Studio, Inc. violates the Copyright Laws of the United States and will be subject to legal prosecution. Copyright: 2017  
DATE: 08/10/17  
SCALE: AS NOTED  
JOB NO.: 343-14  
SHEET

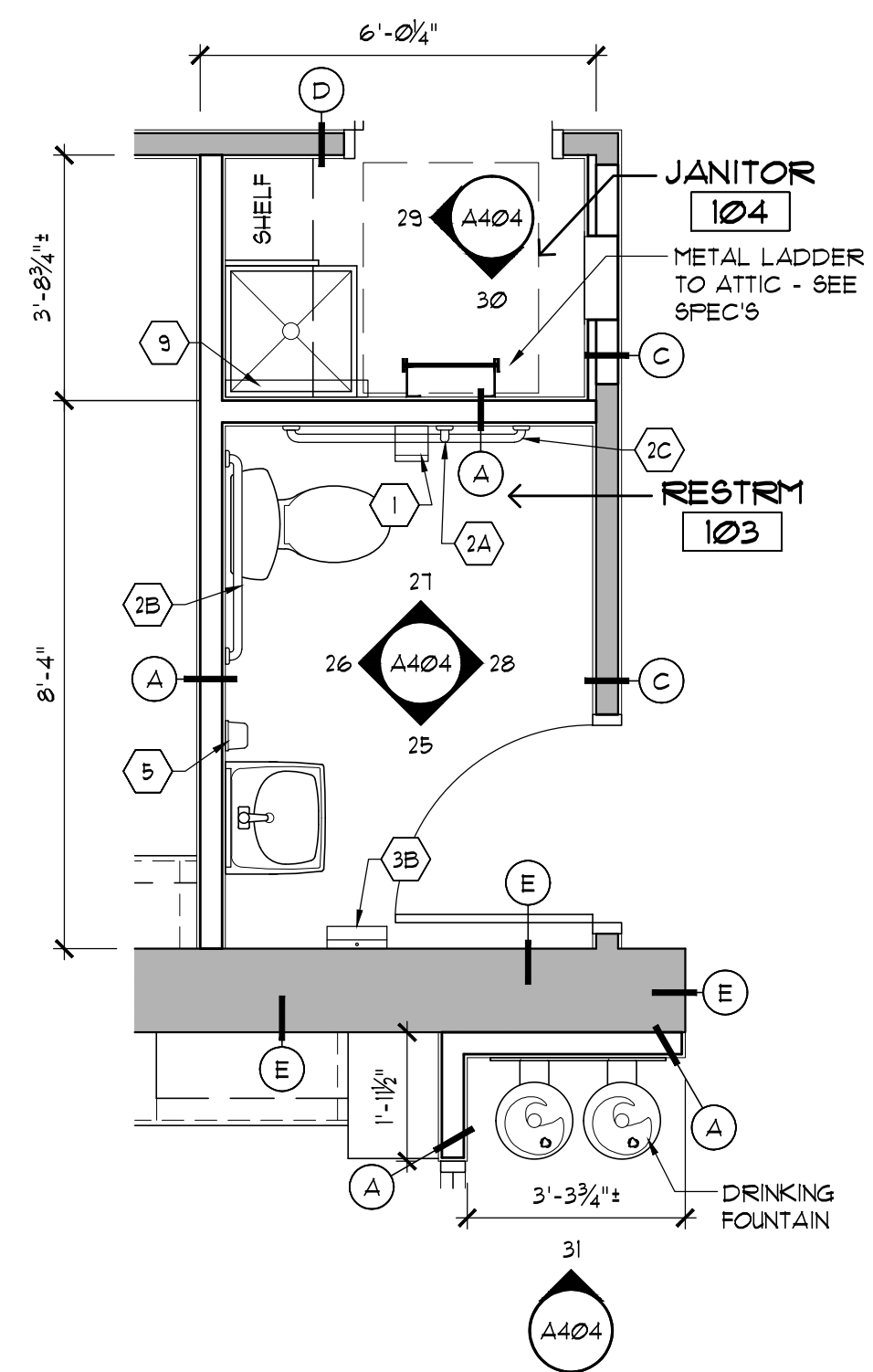
**A402**

BID SET





**BATHRM 113  
ENLARGED PLAN**  
SCALE: 3/8" = 1'-0"



**RESTRM 103 & JANITOR 104  
ENLARGED PLAN**  
SCALE: 3/8" = 1'-0"

TOILET ACCESSORY SCHEDULE		
MARK	ITEM	MODEL NO.
1	TOILET PAPER DISPENSER	ASI 0030
2A	18" GRAB BAR	ASI 3100 SERIES
2B	36" GRAB BAR	
2C	42" GRAB BAR	
3A	C' FOLD PAPER TOWEL DISPENSER, PETITE	ASI 0215
3B	C' FOLD PAPER TOWEL DISPENSER	ASI 0210
4	18" W x 30" H SS CHANNEL FRAME MIRROR	ASI 0620
5	SOAP DISPENSER	ASI 20363
6	SURFACE MOUNTED SHELF	ASI 0630-0618
7	HEAVY DUTY TOWEL BAR	ASI 0755-5918
8	SINGLE ROBE HOOK	ASI 1340
9	MOP HOLDER RACK	ASI 0736-3
10	SHOWER CURTAIN ROD, HOOKS AND CURTAIN	ASI 1214, 1200-SHU, 1200-V

**TOILET ACCESSORY NOTES:**

- ALL TOILET ACCESSORIES SHALL COMPLY WITH FEDERAL AND STATE ACCESSIBILITY GUIDELINES.
- ACCESSIBLE CLEAR FLOOR SPACE, PROJECTION AND REACH RANGE REQUIREMENTS FOR ALL PLUMBING FIXTURES AND ACCESSORIES MUST BE MAINTAINED.
- ALL ACCESSORIES TO BE SURFACE MOUNTED.
- CONFIGURATION AND MOUNTING HEIGHT FOR ACCESSORIES SHOWN ON SHEET A401.
- PROVIDE BLOCKING OR CONCEALED ANCHOR PLATES FOR ALL WEIGHT BEARING ACCESSORIES MOUNTED IN GYPSUM BOARD PARTITIONS. BLOCKING TO CARRY MIN LOAD OF 250 POUNDS.

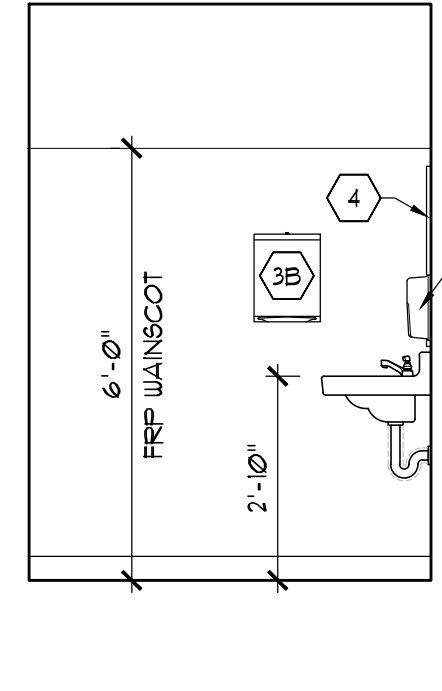
REVISIONS	DATE



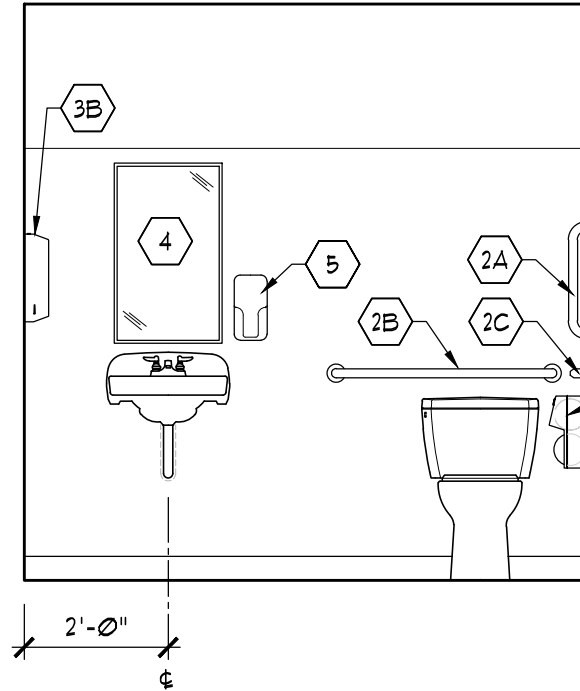
426 SOUTH THIRD STREET  
SUITE 101  
LEMOYNE, PA  
(717) 920-2282  
(717) 920-2284 FAX

**KPD3**  
DESIGN STUDIO, INC.  
ARCHITECTURE + INTERIOR DESIGN

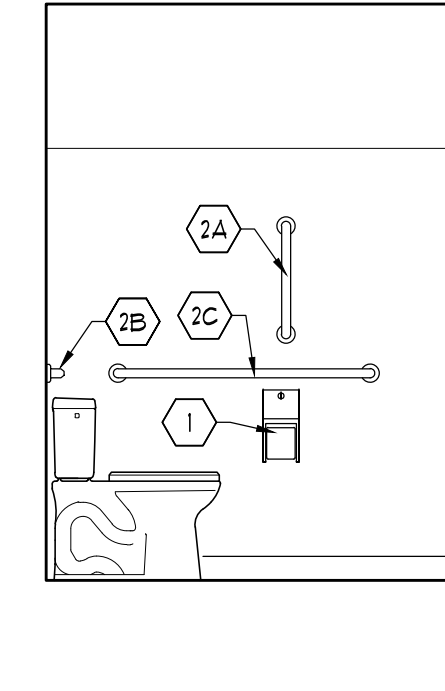
**NOTES:**  
SEE SHEET A101 FOR WALL TYPE SCHEDULE.  
SEE SHEET A401 FOR CASEWORK NOTES.  
SEE SHEET A404 FOR TOILET ACCESSORY SCHEDULE.



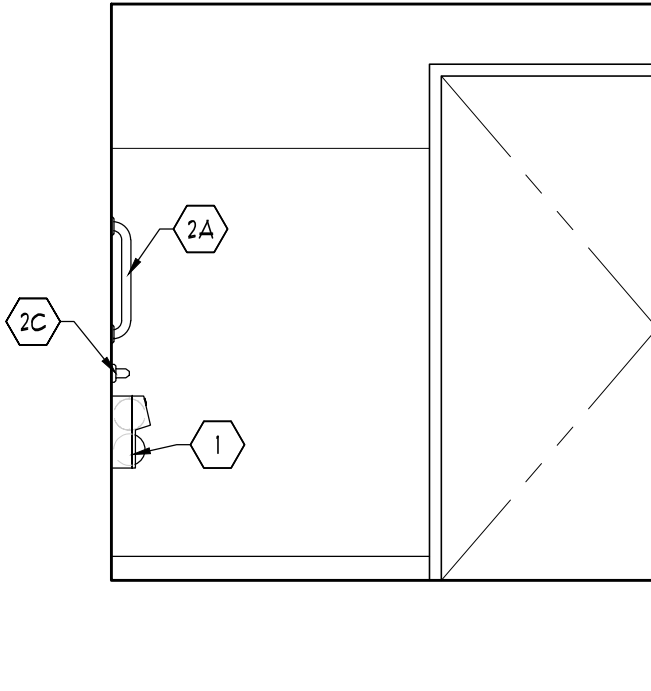
**ELEVATION 25**  
SCALE: 3/8" = 1'-0"



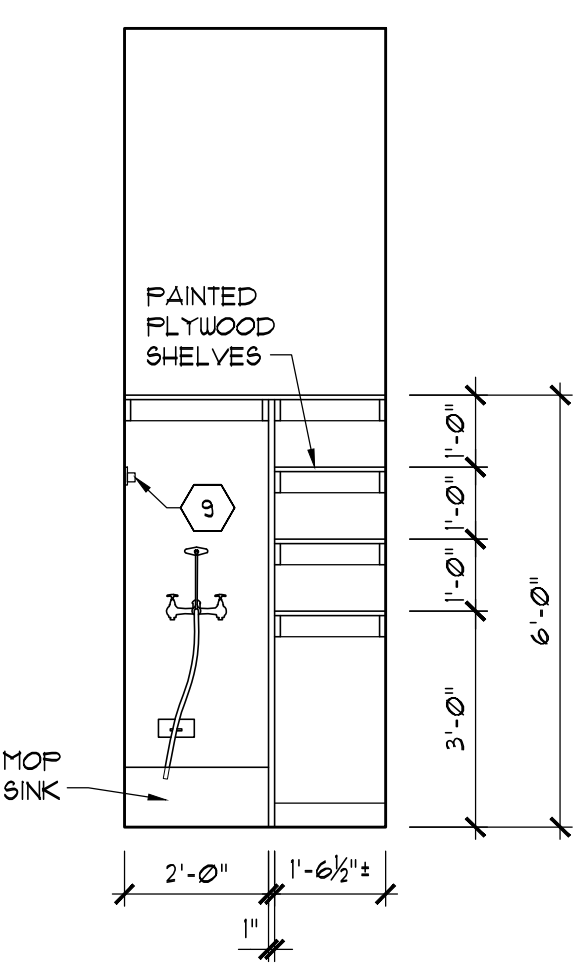
**ELEVATION 26**  
SCALE: 3/8" = 1'-0"



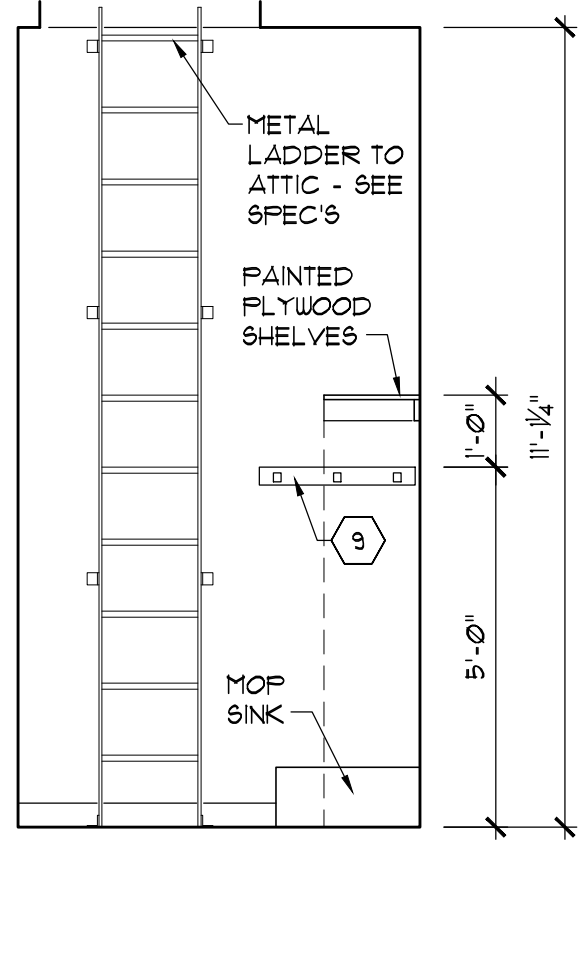
**ELEVATION 27**  
SCALE: 3/8" = 1'-0"



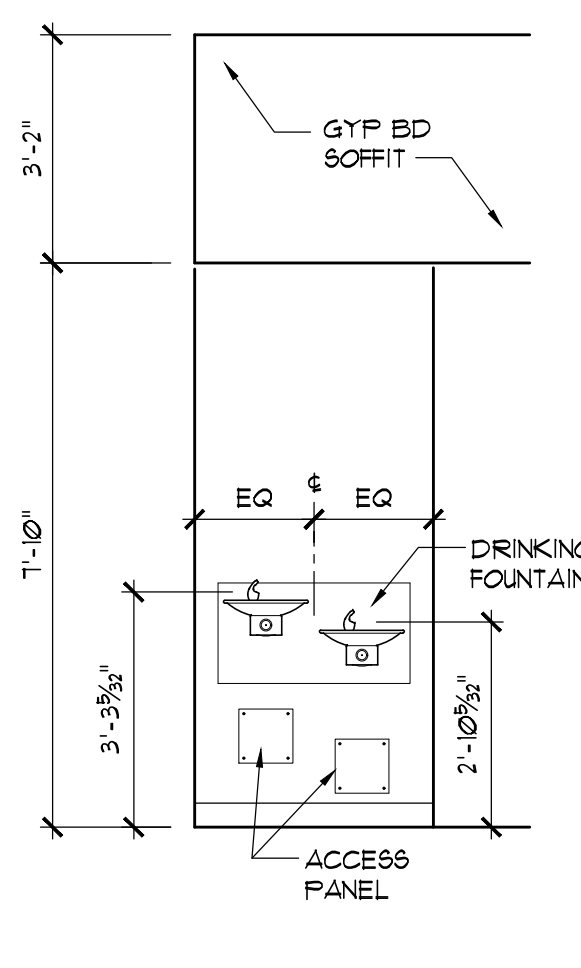
**ELEVATION 28**  
SCALE: 3/8" = 1'-0"




**ELEVATION 29**  
SCALE: 3/8" = 1'-0"



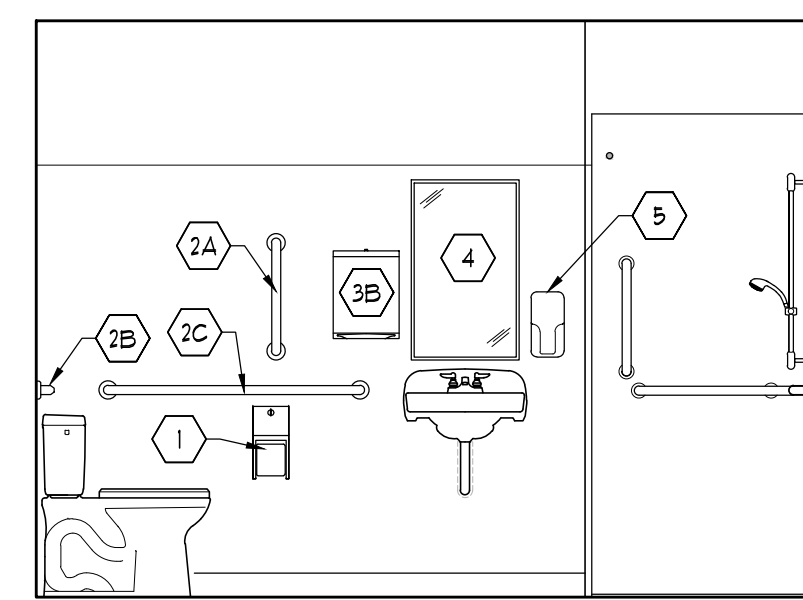
**ELEVATION 30**  
SCALE: 3/8" = 1'-0"



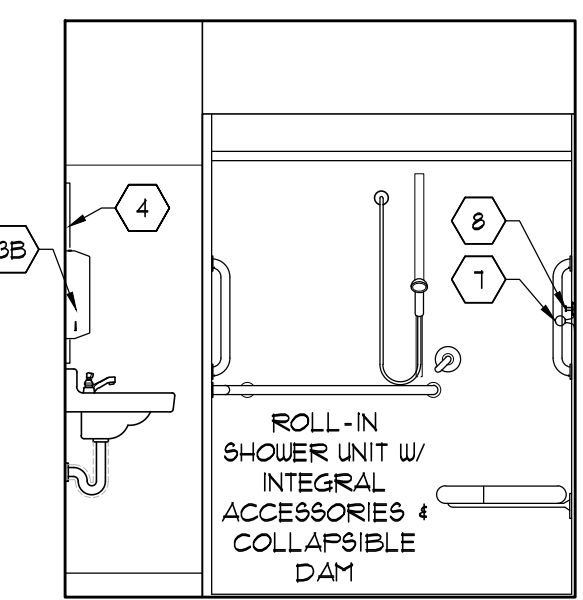
**ELEVATION 31**  
SCALE: 3/8" = 1'-0"



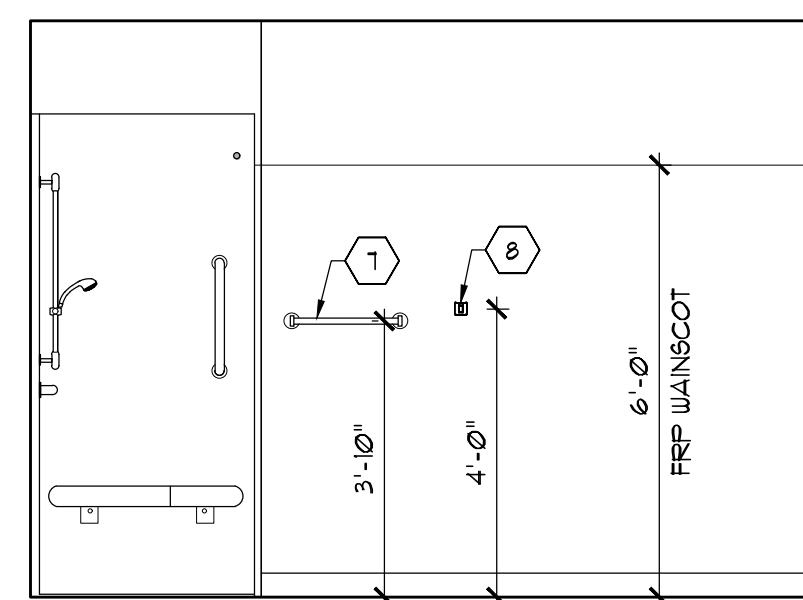
**ELEVATION 32**  
SCALE: 3/8" = 1'-0"



**ELEVATION 33**  
SCALE: 3/8" = 1'-0"



**ELEVATION 34**  
SCALE: 3/8" = 1'-0"



**ELEVATION 35**  
SCALE: 3/8" = 1'-0"

MERCERSBURG ACADEMY  
HEALTH CENTER  
MCFARLAND ROAD  
MONTGOMERY TOWNSHIP, FRANKLIN COUNTY, PA

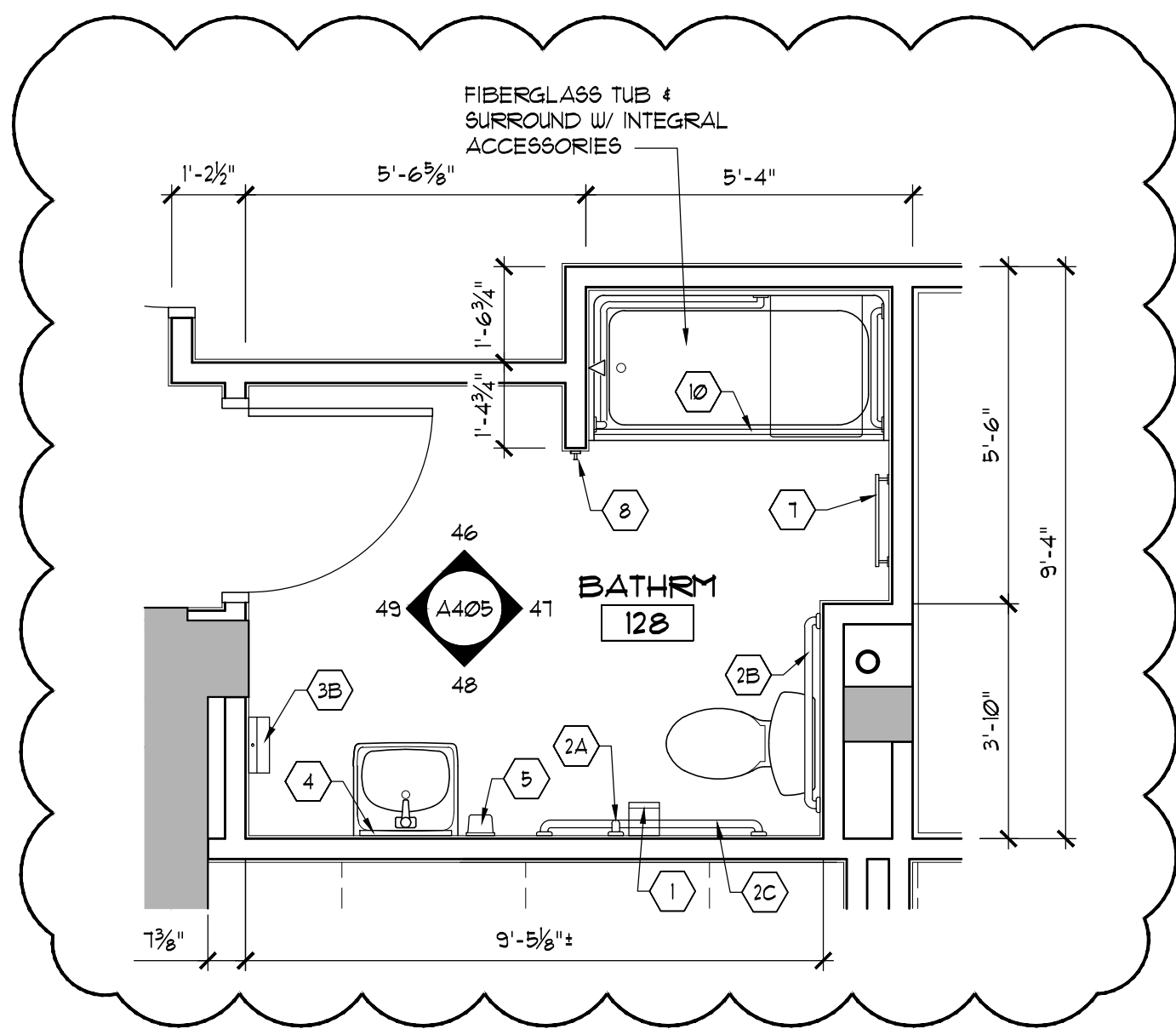
**ENLARGED PLANS & ELEVATIONS**

Reproduction of the material herein or substantial use without written permission of KPD3 Design Studio, Inc. violates the Copyright Laws of the United States and will be subject to legal prosecution. Copyright: 2017

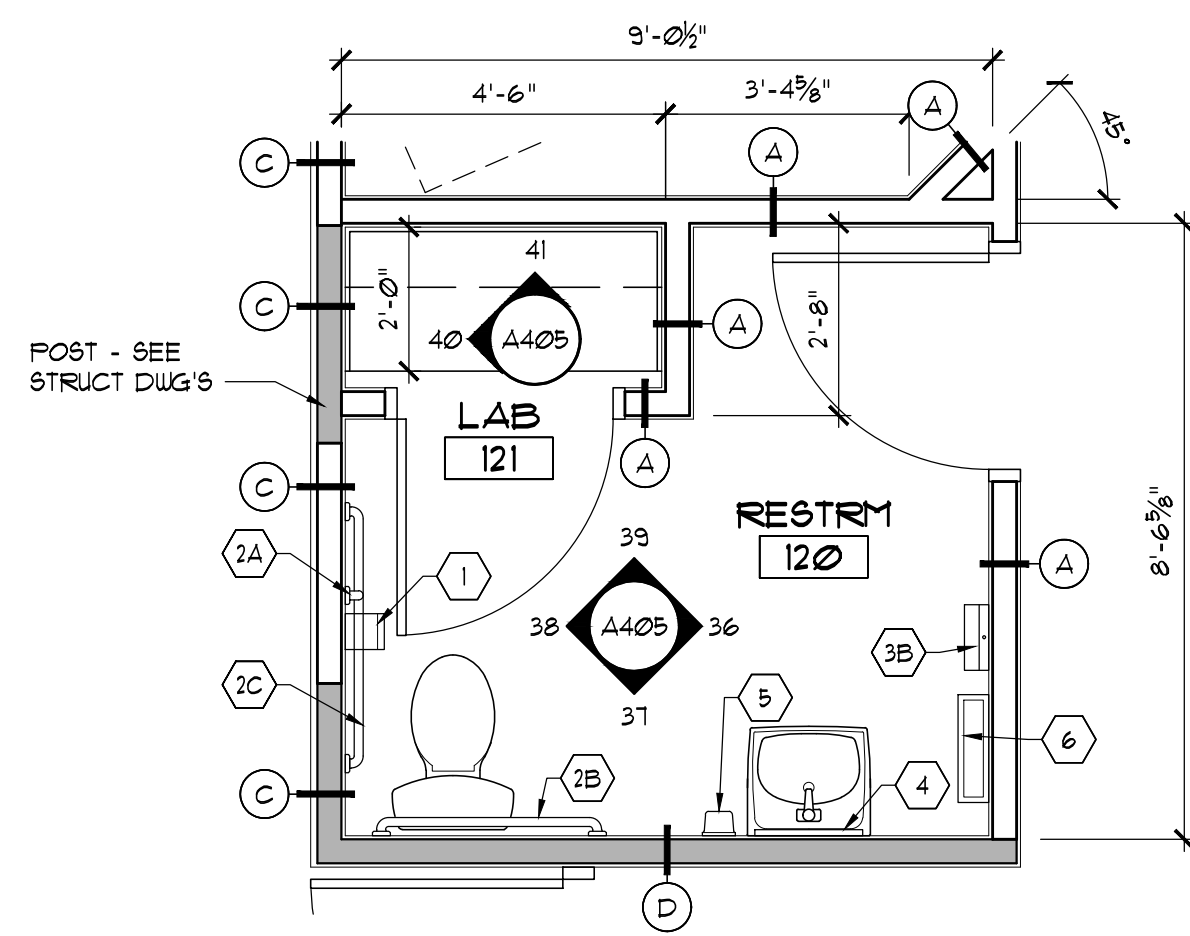

DATE : 08/10/17  
SCALE : AS NOTED  
JOB NO. : 343-14  
SHEET

**A404**

BID SET



**BATHRM 128  
ENLARGED PLAN**  
SCALE: 3/8" = 1'-0"



**RESTRM 120 & LAB 121  
ENLARGED PLAN**  
SCALE: 3/8" = 1'-0"

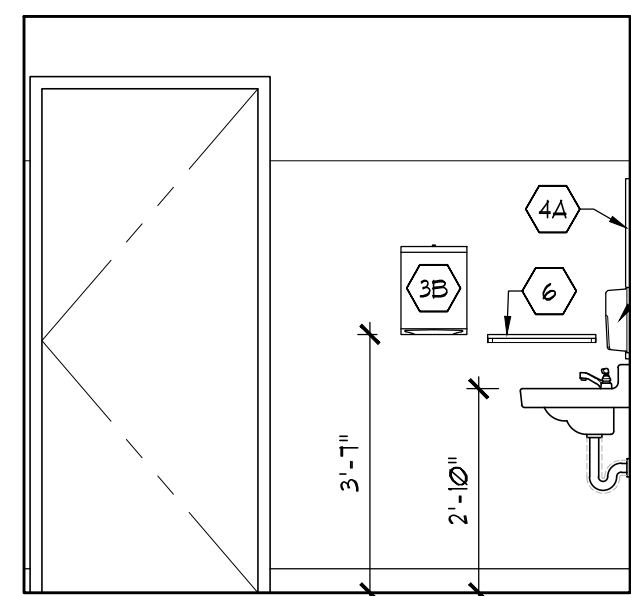
**NOTES:**  
SEE SHEET A101 FOR WALL TYPE SCHEDULE.  
SEE SHEET A401 FOR CASEWORK NOTES.  
SEE SHEET A404 FOR TOILET ACCESSORY SCHEDULE.

REVISIONS	DATE

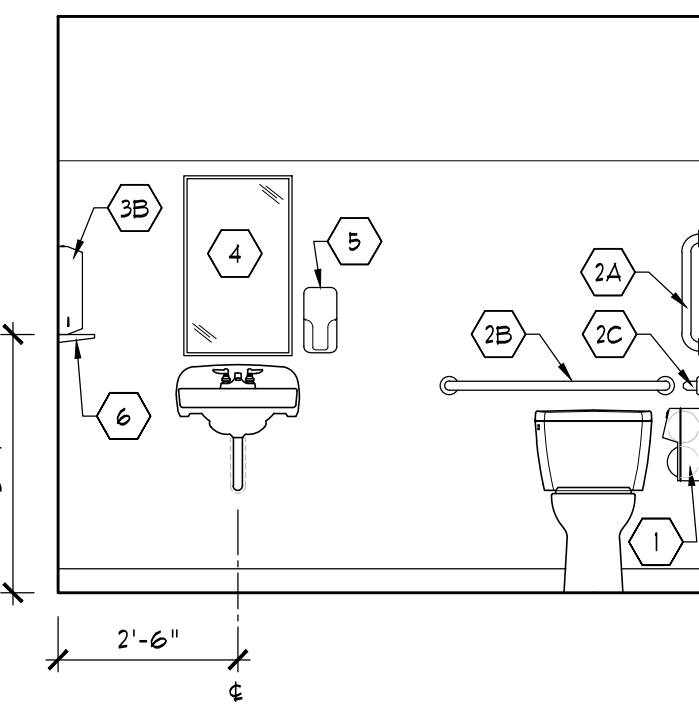


426 SOUTH THIRD STREET  
SUITE 101  
LEMOYNE, PA  
(717) 920-2282  
(717) 920-2284 FAX

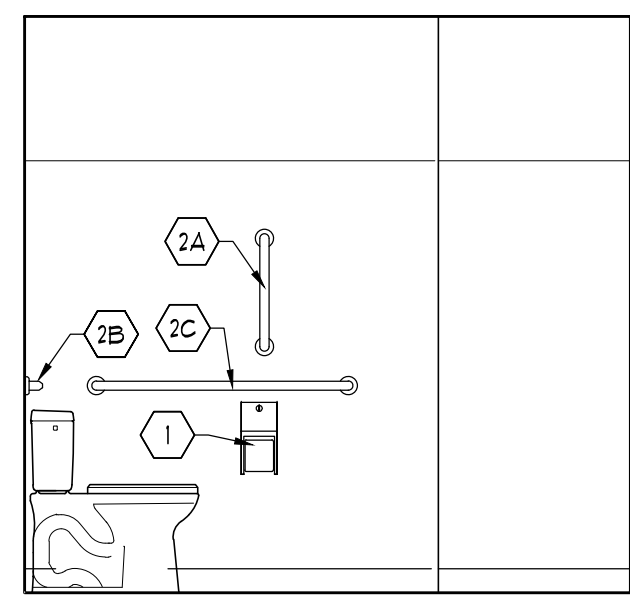
**KPD3**  
DESIGN STUDIO, INC.  
ARCHITECTURE + INTERIOR DESIGN



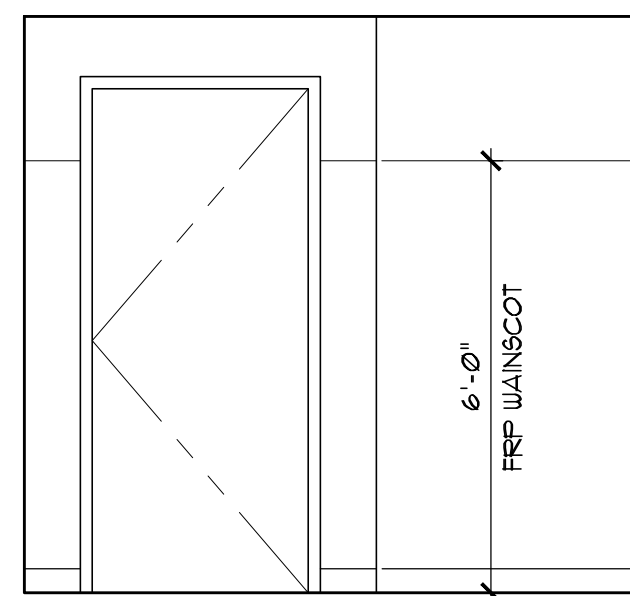
**ELEVATION 36**  
SCALE: 3/8" = 1'-0"



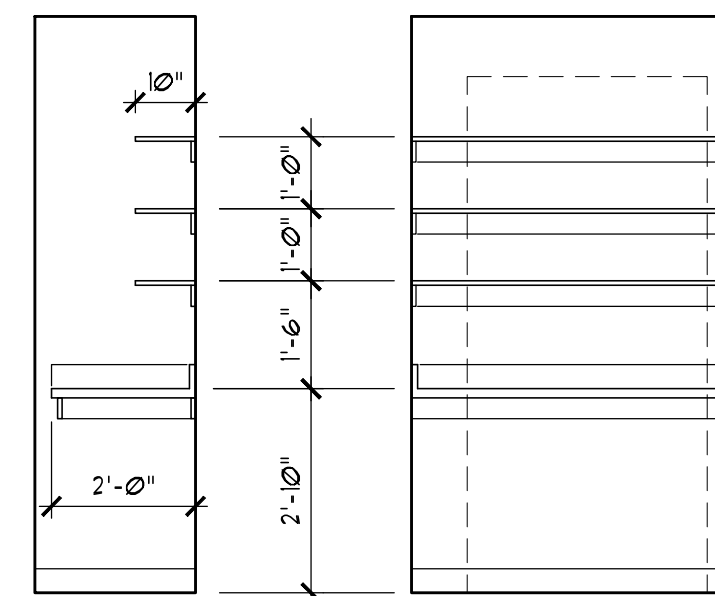
**ELEVATION 37**  
SCALE: 3/8" = 1'-0"




**ELEVATION 38**  
SCALE: 3/8" = 1'-0"



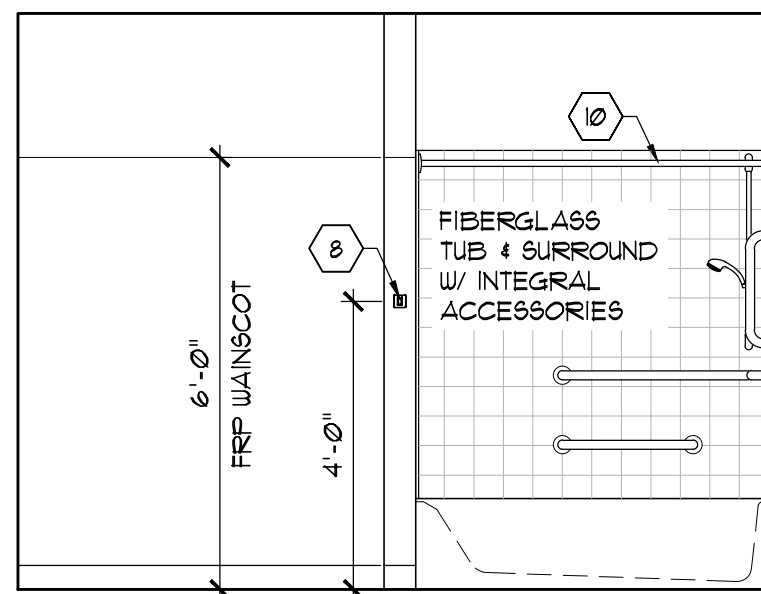

**ELEVATION 39**  
SCALE: 3/8" = 1'-0"



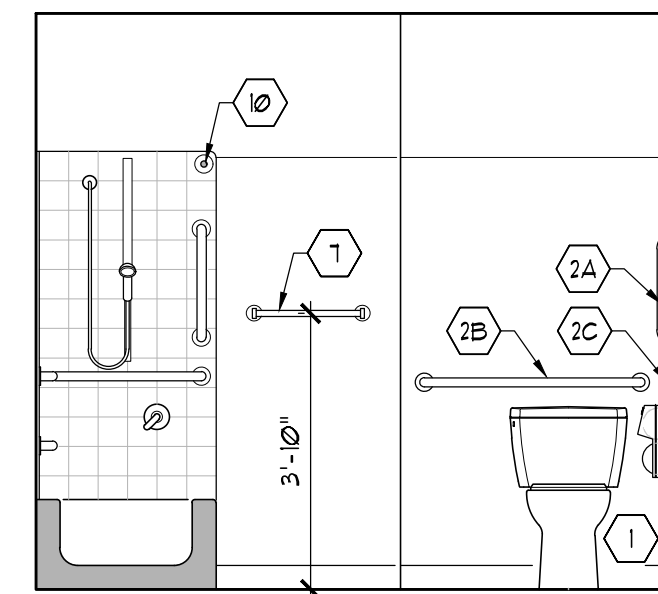
**ELEV 40**  
SCALE: 3/8" = 1'-0"



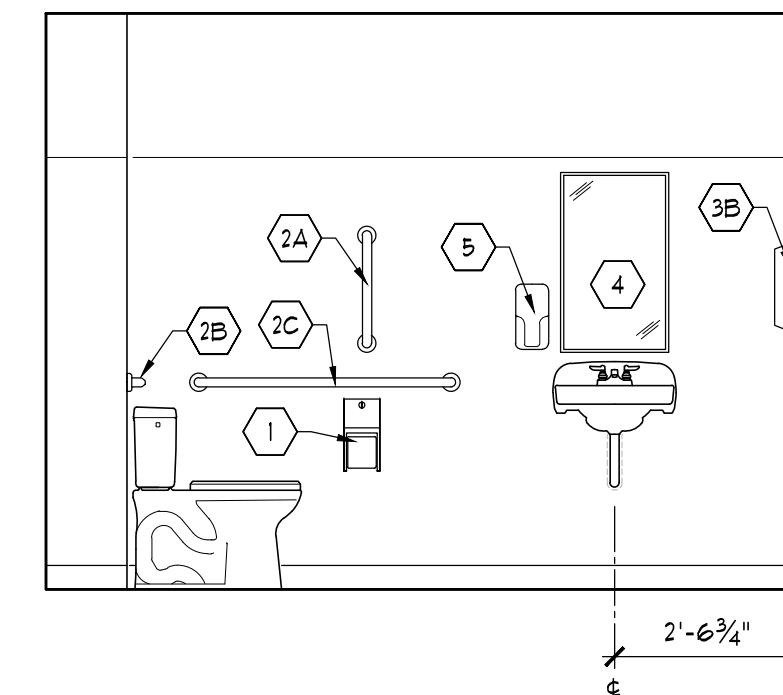
**ELEV 41**  
SCALE: 3/8" = 1'-0"



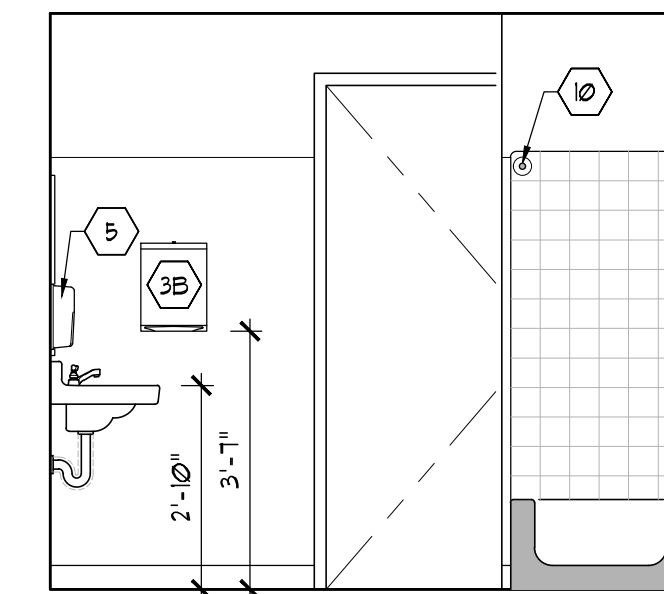
**ELEVATION 46**  
SCALE: 3/8" = 1'-0"



**ELEVATION 47**  
SCALE: 3/8" = 1'-0"



**ELEVATION 48**  
SCALE: 3/8" = 1'-0"



**ELEVATION 49**  
SCALE: 3/8" = 1'-0"

MERCERSBURG ACADEMY  
HEALTH CENTER  
MCFARLAND ROAD  
MONTGOMERY TOWNSHIP, FRANKLIN COUNTY, PA

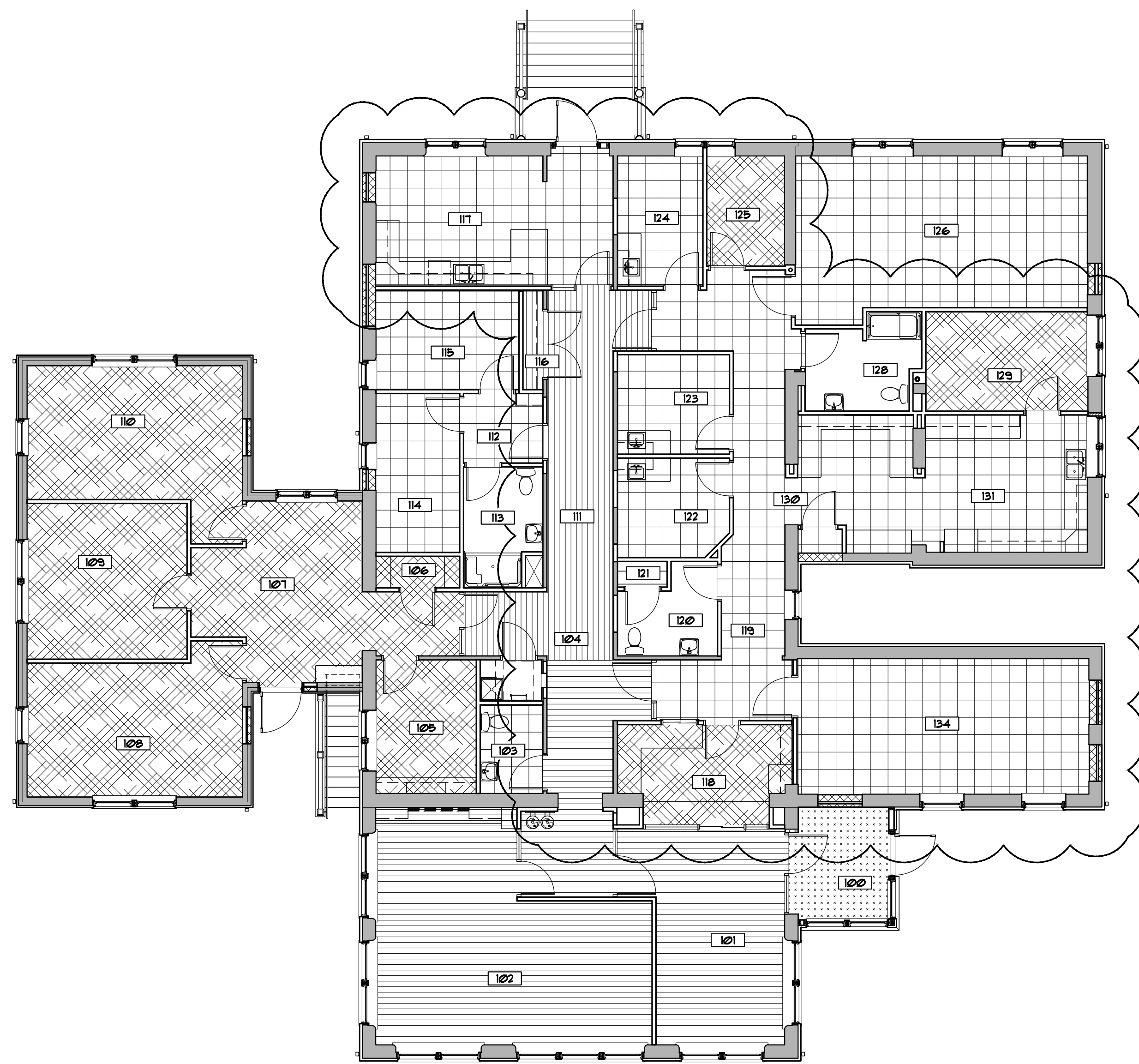
**ENLARGED PLANS & ELEVATIONS**

Reproduction of the material herein or substantial use without written permission of KPD3 Design Studio, Inc., violates the Copyright Laws of the United States and will be subject to legal prosecution. Copyright: 2017

DATE : 08/10/17  
SCALE : AS NOTED  
JOB NO. : 343-14

SHEET  
**A405**

BID SET




**FLOOR FINISH PLAN**  
SCALE: 1/8" = 1'-0"

FINISH KEY	
	ENTRY CARPET TILE
	EXISTING WOOD FLOORING
	CARPET TILE
	18" VINYL TILE - RANDOM 4-COLOR PATTERN
	NON-SLIP SHEET VINYL
	ACCENT COLOR WALL PAINT

		ROOM FINISH SCHEDULE																				
ROOM NO.	ROOM NAME	FLOOR MATERIAL					BASE MATERIAL		WALL MATERIAL					CEILING MATERIAL				HEIGHT	REMARKS			
		1 CARPET TILE - ENTRY	2 EXISTING WOOD	3 CARPET TILE	4 VINYL TILE	5 VINYL SHEET	1 EXISTING WOOD	2 RUBBER	1 EPS	2 PLASTER	3 GYPSUM BOARD	4 FRP - TYPE 1	5 FRP - TYPE 2	T PAINT	1 ALUMINUM SOFFIT	2 GYPSUM BOARD	3 ACT			T PAINT		
100	VESTIBULE	1																				
101	WAITING ROOM		2				1				2											11'-0"
102	MULTI-PURPOSE ROOM		2				1				2											11'-0"
103	RESTROOM			4			2				3	4										8'-0"
104	JANITOR CLOSET				5		2				3	5										11'-0"
105	RESOURCE ROOM			3			2				3											9'-0"
106	STORAGE CLOSET			3			2				3											8'-0"
107	WAITING AREA			3			2				3											8'-4"
108	COUNSELING OFFICE #1			3			2				3											8'-4"
109	COUNSELING OFFICE #2			3			2				3											8'-4"
110	COUNSELING OFFICE #3			3			2				3											8'-4"
111	HALL		2				1				3											9'-6"
112	ANTEROOM			4			2				3											8'-0"
113	BATHROOM				5		2				3	4										8'-0"
114	ISOLATION ROOM #1			4			2				3											9'-0"
115	ISOLATION ROOM #2			4			2				3											9'-0"
116	STORAGE CLOSET		2				1				3											9'-0"
117	KITCHEN			4			2				3											9'-6" / 8'-0"
118	RECEPTION			3			2				3											8'-0"
119	HALL			4			2				3											9'-6" / 8'-0"
120	RESTROOM				5		2				3	4										8'-0"
121	LAB CLOSET				5		2				3	4										8'-0"
122	EXAM #1			4			2				3											8'-0" / 7'-0"
123	EXAM #2			4			2				3											8'-0" / 7'-0"
124	EXAM #3			4			2				3											8'-0" / 7'-0"
125	NURSE PRACTITIONER			3			2				3											9'-0"
126	WARD			4			2				3											9'-6"
127	DELETED																					
128	BATHROOM				5		2				3	4										8'-0"
129	DIRECTOR OFFICE			3			2				3											9'-6"
130	STORAGE CLOSET			4			2				3											8'-0"
131	NURSES' WORK AREA			4			2				3											9'-6" / 8'-0"
132	DELETED																					
133	DELETED																					
134	WARD			4			2				3											9'-6"

GENERAL FINISH NOTES:  
 1. PROVIDE 1/32" PLYWOOD UNDERLAYMENT BELOW CARPET TILE, VINYL TILE AND NON-SLIP SHEET VINYL. PROVIDE TRANSITION STRIPS. SEE SPECIFICATIONS FOR ADDITIONAL INFORMATION.  
 2. SAND, STAIN AND REFINISH EXISTING EXPOSED WOOD FLOORING.

REVISIONS	DATE



426 SOUTH THIRD STREET  
 SUITE 101  
 LEMOYNE, PA  
 (717) 820-2282  
 (717) 920-2284 FAX

**K&D3**  
**DESIGN STUDIO, INC.**  
 ARCHITECTURE + INTERIOR DESIGN

MERCERSBURG ACADEMY  
 HEALTH CENTER  
 McFARLAND ROAD  
 MONTGOMERY TOWNSHIP, FRANKLIN COUNTY, PA

SCHEDULES

Reproduction of the material herein or substantial use without written permission of K&D3 Design Studio, Inc., violates the Copyright Laws of the United States and will be subject to legal prosecution. Copyright: 2017

DATE : 08/10/17  
 SCALE : AS NOTED  
 JOB NO. : 343-14  
 SHEET  
**A601**

BID SET



