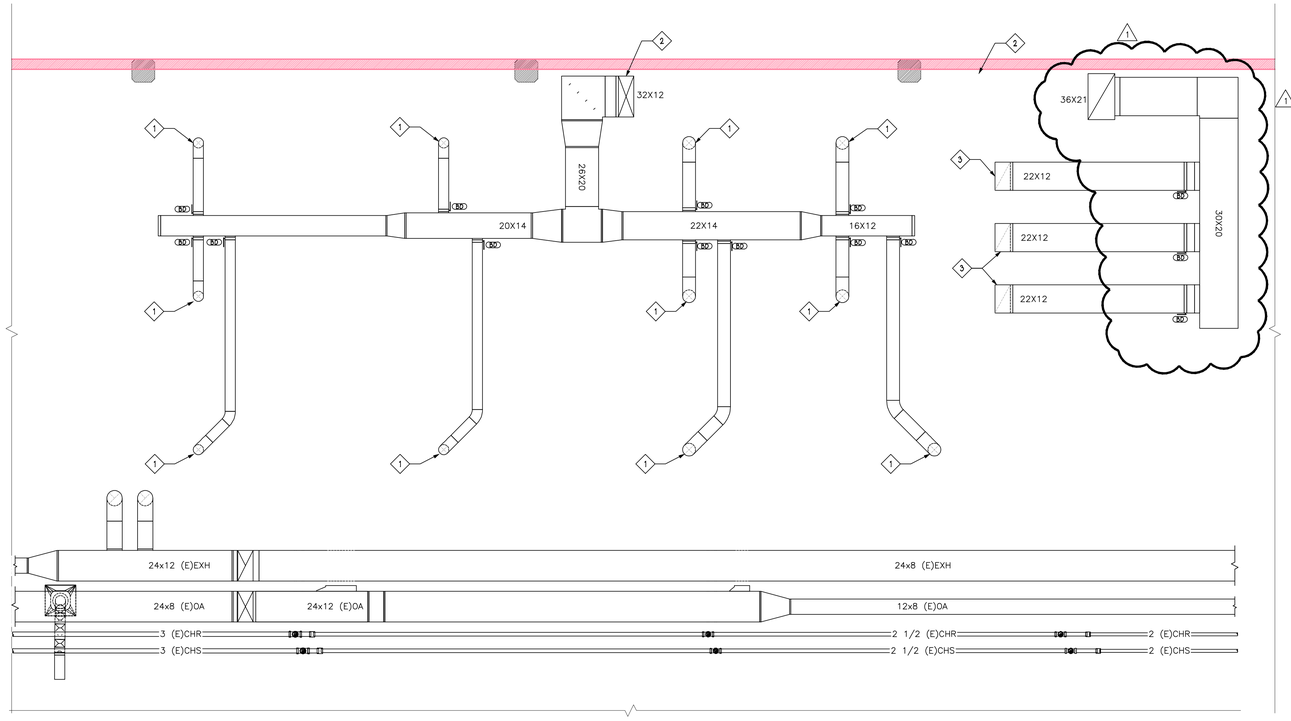

MECH MEZZANINE RENOVATION PLAN

1/4" = 1'-0"

SHEET KEYED NOTES

1	ROUTE DUCTWORK DOWN THROUGH EXISTING CONCRETE PLANK. COORDINATE HOLES WITH STRUCTURAL STRANDS. SEAL SPACE BETWEEN DUCT AND HOLE EDGE WITH FOOD SAFE CAULK.
2	ROUTE DUCTWORK UP THROUGH ROOF TO ROOF MOUNTED EQUIPMENT. REFER TO ROOF PLAN FOR CONTINUATION.
3	ROUTE DUCTWORK DOWN THROUGH EXISTING CONCRETE PLANK AND TERMINATE IN BELOW CEILING SPACE. COORDINATE HOLES WITH STRUCTURAL STRANDS. SEAL SPACE BETWEEN DUCT AND WHOLE EDGE WITH FOOD SAFE CAULK.

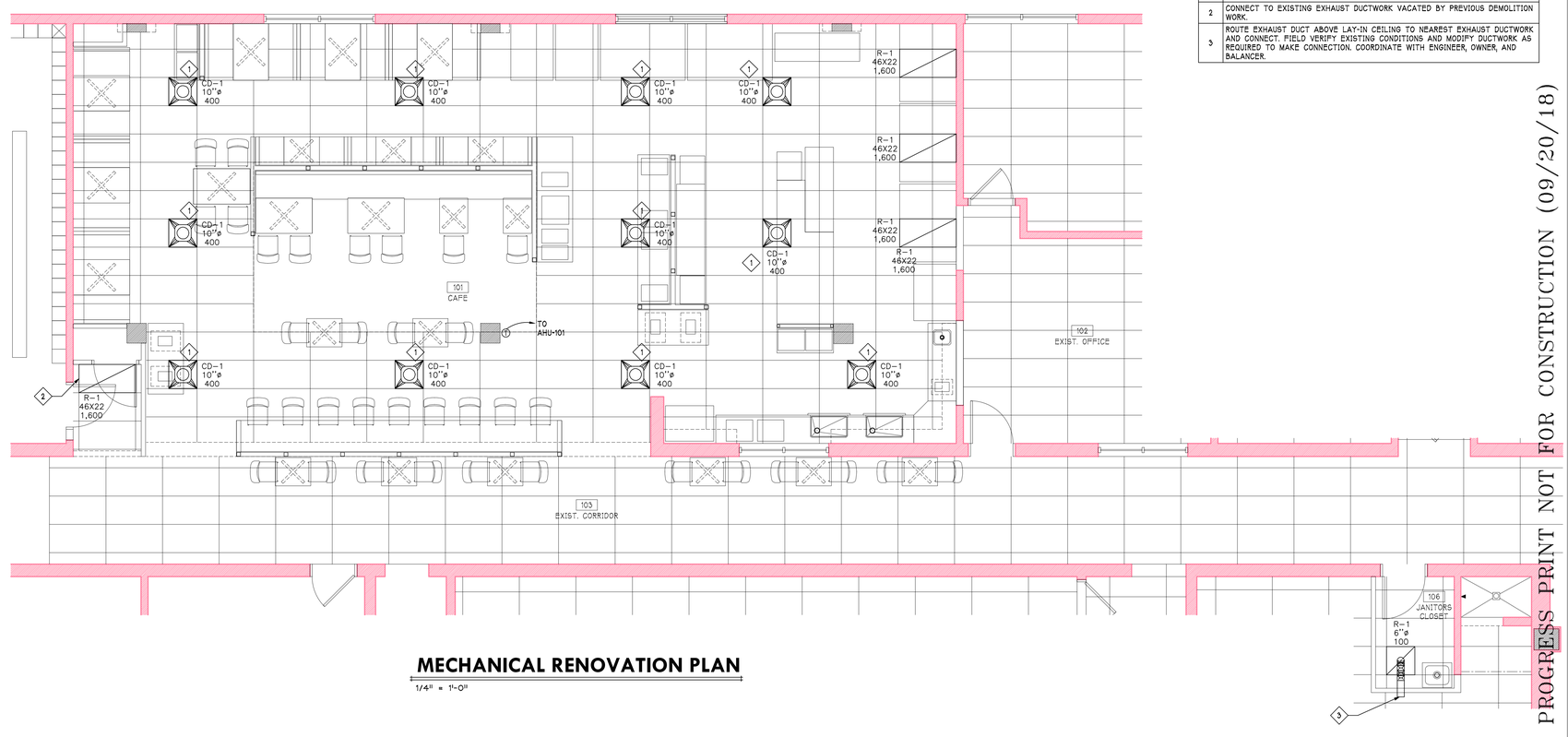

MECHANICAL RENOVATION PLAN

1/4" = 1'-0"

RENOVATION KEYED NOTES

1	ROUTE BRANCH DUCTWORK UP THROUGH EXISTING CONCRETE PLANK. USE INSULATED FLEX DUCTWORK FROM DIFFUSER TO PLANK. REFER TO MEZZANINE PLAN FOR CONTINUATION.
2	CONNECT TO EXISTING EXHAUST DUCTWORK VACATED BY PREVIOUS DEMOLITION WORK.
3	ROUTE EXHAUST DUCT ABOVE LAY-IN CEILING TO NEAREST EXHAUST DUCTWORK AND CONNECT. FIELD VERIFY EXISTING CONDITIONS AND MODIFY DUCTWORK AS REQUIRED TO MAKE CONNECTION. COORDINATE WITH ENGINEER, OWNER, AND BALANCER.

PROGRESS PRINT NOT FOR CONSTRUCTION (09/20/18)

Job No: 1730
Drawn: MAB
Checked: SCP

Revisions:

No:	Date:
1	02/20/19
Revisions Per Addendum #2	
No:	Date:
No:	Date:
No:	Date:
No:	Date:
No:	Date:

NEWCOMER ASSOCIATES
architecture + engineering
1105 Shaffer Avenue Chambersburg, PA 17201 Tel: 717 263 0101 Fax: 717 263 7380 www.newcomerassociates.com

Martin's Famous Pastry Shoppe
Transportation Cafe
Chambersburg, Pennsylvania 17202

© 2017
Newcomer Associates, Inc.

Drawing Title:
MECHANICAL RENOVATION PLAN

Sheet No.
M101

Date: MM/DD/YY

SHEET KEYED NOTES

1	MAKE FINAL CONNECTION TO MECHANICAL UNIT.
2	INCLUDE GAS REGULATOR TO STEP PRESSURE DOWN FROM 5 PSI TO 10" OF WC.
3	CONNECT NEW PIPING TO EXISTING. FIELD VERIFY EXISTING CONDITIONS PRIOR TO STARTING WORK.
4	PROVIDE HEAT TRACE AND INSULATION FOR CONDENSATE PIPING. COORDINATE WORK WITH ELECTRICAL TRADES.

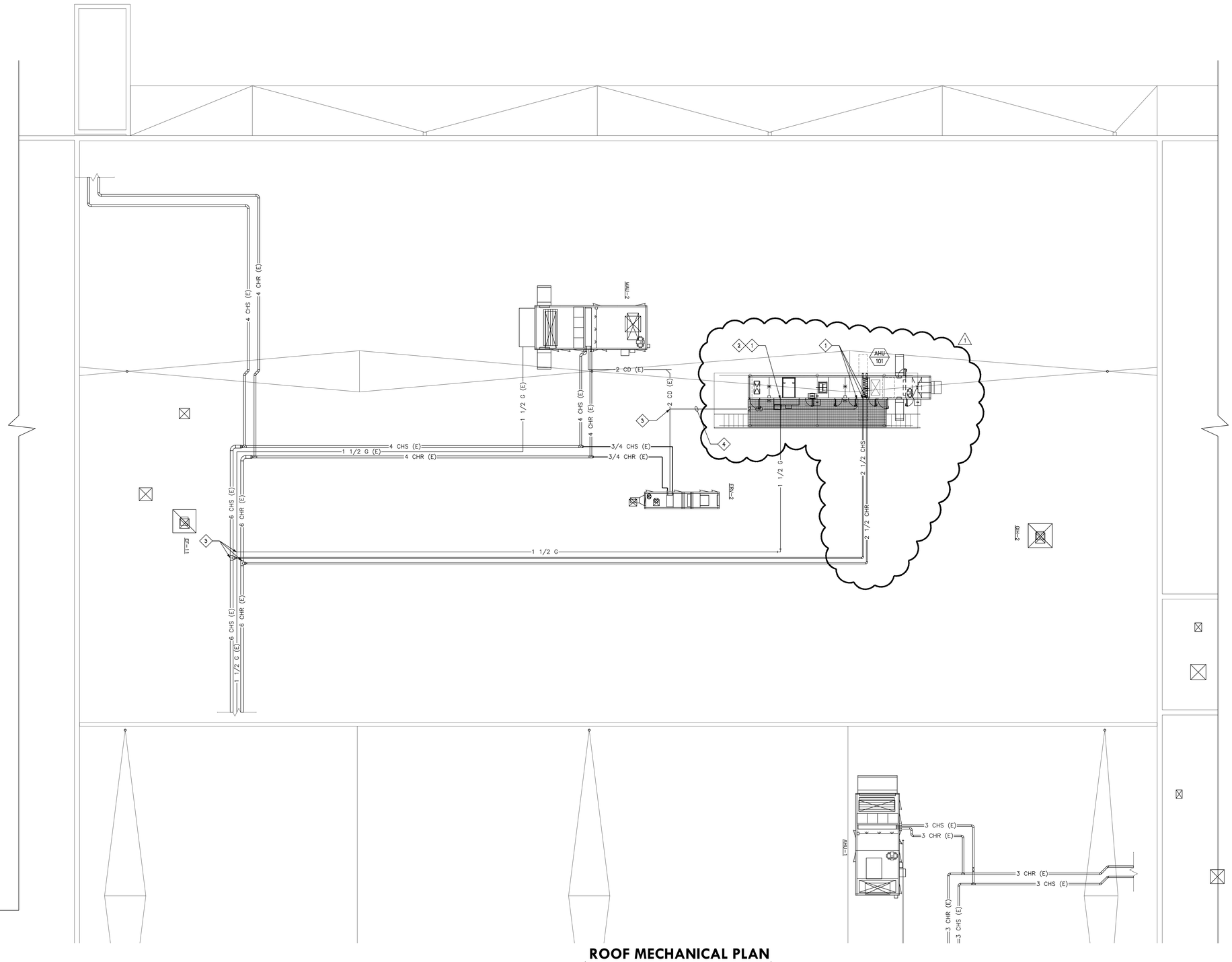

ROOF MECHANICAL PLAN

1/8" = 1'-0"

PROGRESS PRINT NOT FOR CONSTRUCTION (09/20/18)

Job No:	1730
Drawn:	MAB
Checked:	SCP

Revisions:

No:	Date:
1	02/20/2019
Revised Per Addendum #2	

NEWCOMER ASSOCIATES
architecture + engineering
1105 Shelley Avenue Chambersburg, PA 17201 Tel: 717 263 0103 Fax: 717 263 7380 www.newcomerassociates.com

Martin's Famous Pastry Shoppe
Transportation Cafe
Chambersburg, Pennsylvania 17202

© 2017 Newcomer Associates, Inc.

Drawing Title:
ROOF MECHANICAL PLAN

Sheet No.
M102

Date: MM/DD/YY

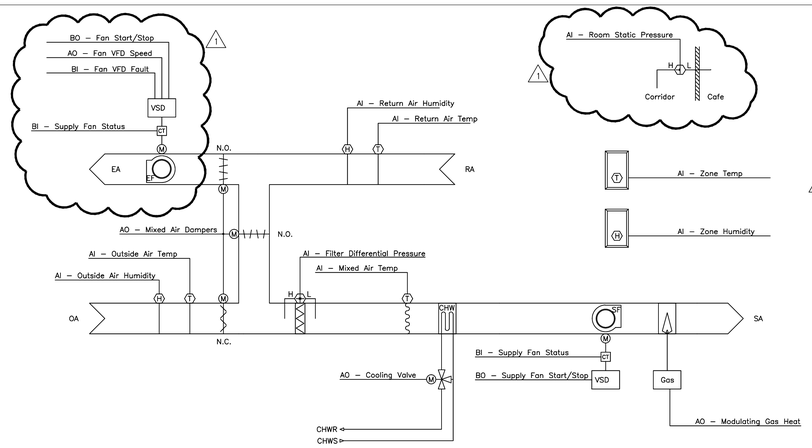

AHU-101 CONTROL SCHEMATIC

NOT TO SCALE

ROOFTOP AIR HANDLING UNIT (HYDRONIC COOL & GAS HEAT) SCHEDULE

TAG	FLOW RATE			SUPPLY	EXHAUST	HYDRONIC COOLING										GAS HEATING		SUPPLY FAN	EXHAUST FAN	ELECTRICAL	BASIS OF DESIGN		WEIGHT	NOTES
	SUPPLY	OA	EXHAUST	E.S.P.	E.S.P.	TOTAL	SENSIBLE	FLOW RATE	MAX WPD	AIR (DEG-F)				WATER (DEG-F)		INPUT	OUTPUT	MOTOR	MOTOR					
	CFM	CFM	CFM	IN WG	IN WG	MBH	MBH	GPM	FEET	EAT DB	EAT WB	LAT DB	LAT WB	EWT	LWT	MBH	MBH	HP	HP	VOLTAGE	MANUFACTURER	MODEL #	LBS	
AHU–101	4,400	825	4,400	1.7	0.8	173	128	37	2.6	76.0	64.0	51.4	51.3	35	45	250	200	7 1/2	2	480/3/60	YORK	SOLUTION XT	7,400	–

NOTES:
1. CHILLED WATER IS 30% PROPYLENE GLYCOL.

GRILLES REGISTERS AND DIFFUSERS SCHEDULE

TAG	DESCRIPTION	CONSTRUCTION			BASIS OF DESIGN	
		FINISH	MATERIAL	ACCESSORY	MANUFACTURER	MODEL NUMBER
CD–1	SQUARE PLAQUE DIFFUSER	WHITE	ALUMINUM	–	PRICE	ASPD
R–1	PERFORATED DIFFUSER	WHITE	ALUMINUM	–	PRICE	APD

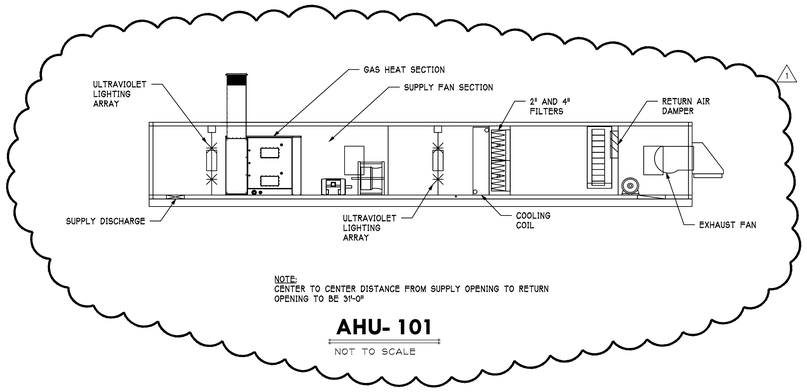

NOTE:
CENTER TO CENTER DISTANCE FROM SUPPLY OPENING TO RETURN OPENING TO BE 31'-0"

AHU- 101

NOT TO SCALE

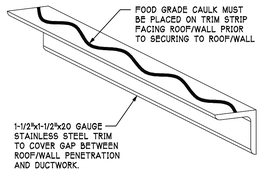

TRIM STRIP CAULKING DETAIL

NOT TO SCALE

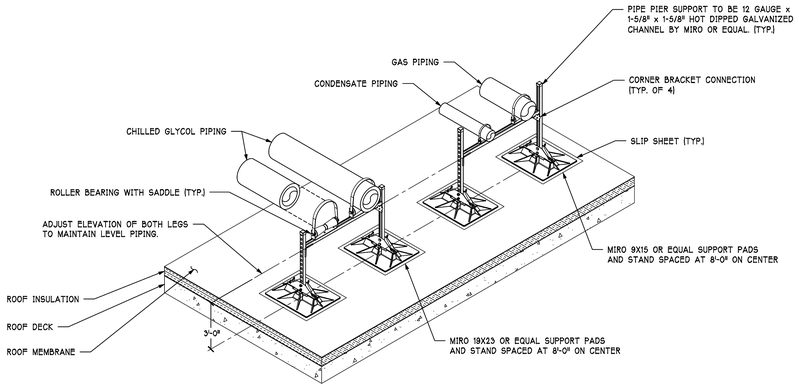

NOTE:
ALL HARDWARE AND SUPPORTS TO BE HOT DIPPED GALVANIZED OR STAINLESS STEEL.

ROOF MOUNTED PIPING STAND DETAIL

NOT TO SCALE

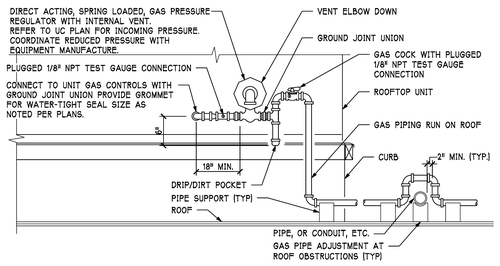

TYPICAL ROOFTOP UNIT GAS PIPING CONNECTION DETAIL

NOT TO SCALE

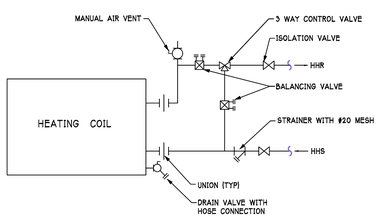

COOLING COIL PIPING DETAIL

NOT TO SCALE

VALVE SIZING SCHEDULE

GPM	VALVE SIZE
0.5 - 2.0	1/2"
2.1 - 4.0	3/4"
4.1 - 8.0	1"
8.1 - 20.0	1-1/4"
20.1 - 30.0	1-1/2"
30.1 - 65.0	2"
65.0 - 100.0	2-1/2"
100.1 - 100.0	3"

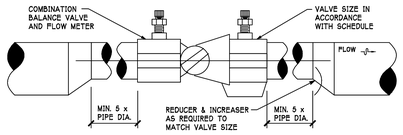

NOTES:
1. ALL VALVES BASED ON "B & G CIRCUIT SETTER."
2. GPM LOWER LIMIT BASED ON A MINIMUM SET POINT OF BETWEEN 0 AND 15 WHEREBY A MIN. 1 FOOT HEAD LOSS CAN BE READ.

CIRCUIT SETTER DETAIL

NOT TO SCALE

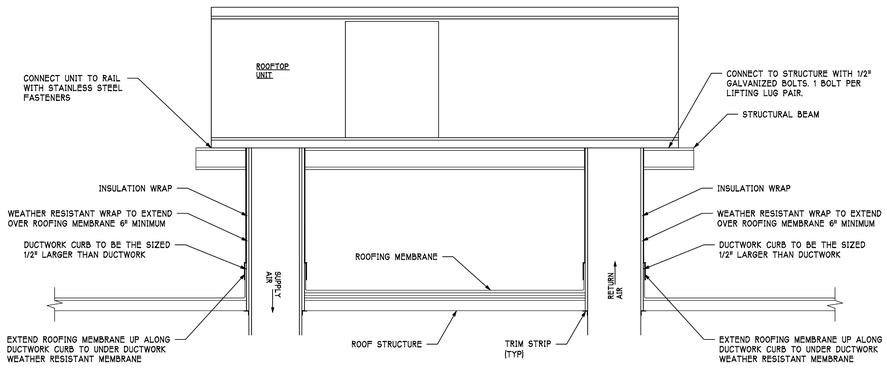

ROOFTOP EQUIPMENT MOUNTING AND DUCTWORK PENETRATION DETAIL

NOT TO SCALE

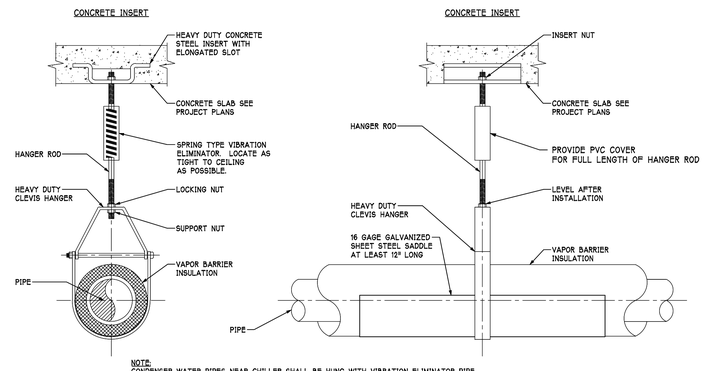

NOTE:
CONDENSER WATER PIPES NEAR CHILLER SHALL BE HUNG WITH VIBRATION ELIMINATOR PIPE HANGERS AS DETAILED. INSERT A STRIP OF FELT BETWEEN CLEVIS HANGER AND PIPE.

CHILLED WATER PIPE HANGER DETAIL

NOT TO SCALE

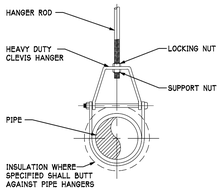

SINGLE HORIZONTAL RUNS NO VAPOR BARRIER INSULATION

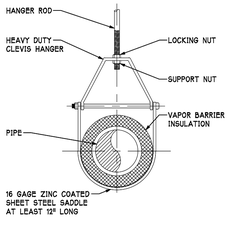

SINGLE HORIZONTAL RUNS WITH VAPOR BARRIER INSULATION

HANGER SPACING

MATERIAL	PIPE SIZE	MAX. ALLOWABLE SPACING HORIZONTAL	MAX. ALLOWABLE SPACING VERTICAL
ABS PIPE	ALL	4'	10'
CAST-IRON PIPE	ALL	#5'	10'
COPPER OR COPPER ALLOY TUBING	1-1/4" AND SMALLER	6'	6'
	1-1/2" AND LARGER	10'	10'
CROSS-LINKED POLYETHYLENE (PEX) PIPE	ALL	32"	10'
CROSS-LINKED POLYETHYLENE/ ALUMINUM/POLYETHYLENE (PEX-AL-PEX) PIPE	ALL	32"	4'
CPVC PIPE OR TUBING	1" AND SMALLER	3'	10'
	1-1/4" AND LARGER	4'	10'
STEEL PIPE	ALL	10'	10'
PB PIPE OR TUBING	ALL	32"	4'
POLYETHYLENE/ALUMINUM /POLYETHYLENE PIPE (PE-AL-PE) PIPE	ALL	32"	4'
PVC PIPE	ALL	4'	10'

*MAXIMUM PIPE SPACING IS BASED ON 5' LENGTHS OF PIPE. IF 10' OR LARGER PIPE LENGHTS ARE USED THEN MAXIMUM HORIZONTAL SPACING IS TO BE INCREASEDTO 10'

NOTES:
1. FOR TRAPEZE HANGER TAKE SPACING OF SMALLEST PIPE ON TRAPEZE.
2. THE SPACING SHOWN IN SCHEDULE IS MAXIMUM SPACING PIPE WILL SPAN.
3. THE HANGER SUPPORTS AND STRUCTURAL ELEMENTS OF THE BUILDING SHOULD BE CHECKED FOR LOAD SUPPORT.
4. SPACING MAY HAVE TO BE REDUCED TO LIGHTEN LOAD ON CERTAIN HANGER SUPPORTS.

HANGER ROD SCHEDULE

PIPE SIZE	ROD SIZE	PIPE SIZE	ROD SIZE
UP TO 2"	3/8" DIA.	4" THRU 5"	5/8" DIA.
2 1/2" THRU 3"	1/2" DIA.	6" THRU 12"	7/8" DIA.

CLEVIS HANGER DETAIL

NOT TO SCALE

PROGRESS PRINT NOT FOR CONSTRUCTION (09/20/18)

Job No:	1730
Drawn:	MAB
Checked:	SCP

Revisions:

No:	Date:
1	02/20/2019 Revised Per Addendum #2
No:	Date:
No:	Date:
No:	Date:
No:	Date:
No:	Date:

NEWCOMER ASSOCIATES
architecture + engineering
1105 Shelley Avenue Chambersburg, PA 17201 Tel: 717 263 0101 Fax: 717 263 7380 www.newcomerassociates.com

Martin's Famous Pastry Shoppe
Transportation Cafe
Chambersburg, Pennsylvania 17202

© 2017 Newcomer Associates, Inc.

Drawing Title:
MECHANICAL DETAILS AND SCHEDULES

Sheet No.
M201

Date: MM/DD/YY

POWER KEYED NOTES

1	CONNECT TO NEAREST AVAILABLE RECEPTACLE CIRCUIT. FIELD VERIFY EXISTING CONDITIONS PRIOR TO STARTING WORK.
2	ROUTE POWER CIRCUITS DOWN IN NEW WALL TO FLOOR BELOW CEILING SPACE. RACEWAYS TO BE RIGID ALUMINUM IN SPACE BELOW. COORDINATE INSTALLATION WITH OWNER FOR SPECIAL FOOD REQUIREMENTS. REFER TO DETAILS.
3	FOR DEVICES ON NOTED CIRCUIT REFER TO ARCHITECTURAL ELEVATION FOR DEVICE PLACEMENT.

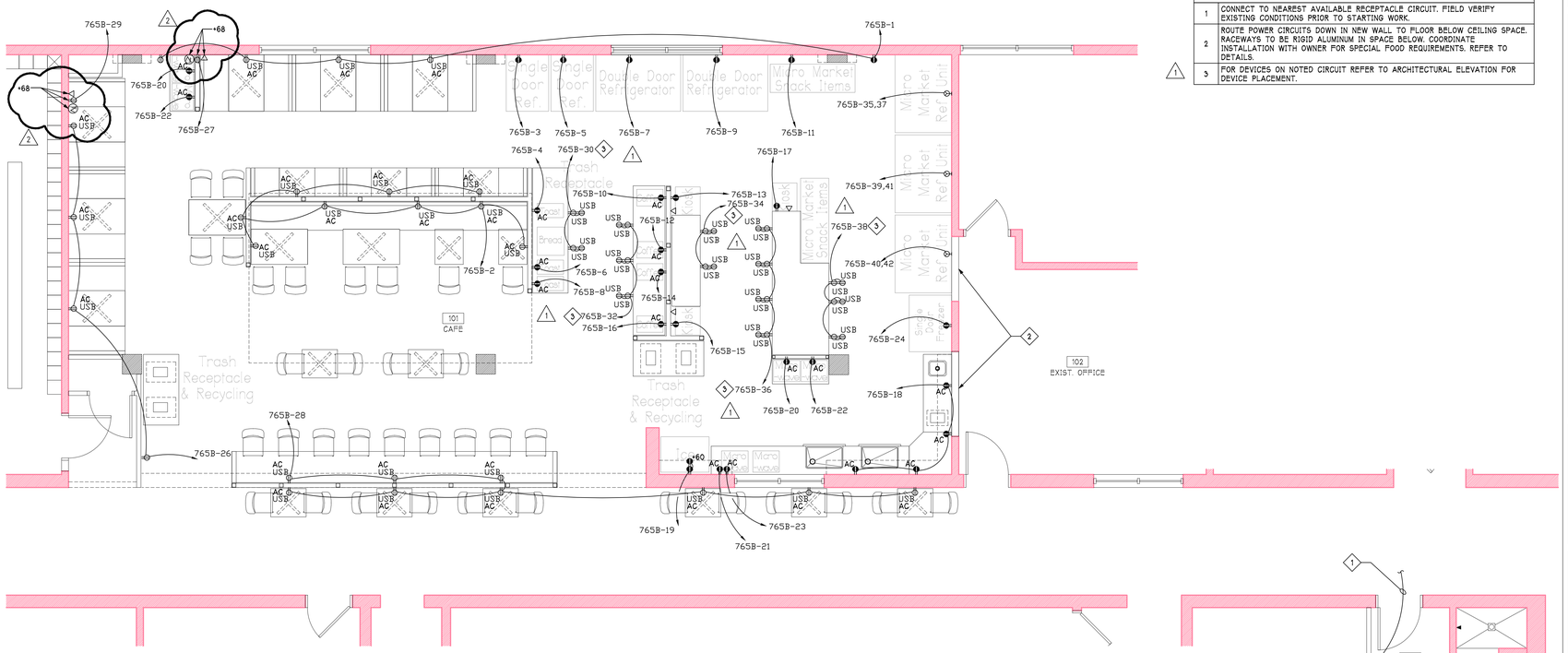

POWER RENOVATION PLAN

1/4" = 1'-0"

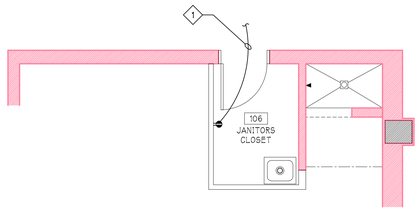

LIGHTING KEYED NOTES

1	REFER TO DETAILS FOR LIGHTING CONTROL WIRING DIAGRAM.
2	CONNECT TO NORMAL LIGHTING CIRCUIT SALVAGED FROM PREVIOUS DEMOLITION WORK. REFER TO DEMOLITION PLANS.
3	CONNECT TO EMERGENCY LIGHTING CIRCUIT SALVAGED FROM PREVIOUS DEMOLITION WORK. REFER TO DEMOLITION PLANS.
4	CONNECT NEW FIRE ALARM DEVICE INTO EXISTING ANNUNCIATION CIRCUIT. FIELD VERIFY EXISTING CONDITIONS AND EQUIPMENT PRIOR TO STARTING WORK.
5	CONNECT NEW LIGHT TO EXISTING CORRIDOR LIGHTING CIRCUIT. FIELD VERIFY PRIOR TO STARTING WORK.
6	CONNECT TO EXISTING LIGHTING CIRCUIT VACATED BY PREVIOUS DEMOLITION WORK. FIELD VERIFY EXISTING CONDITIONS PRIOR TO STARTING WORK. REFER TO DEMOLITION PLANS.

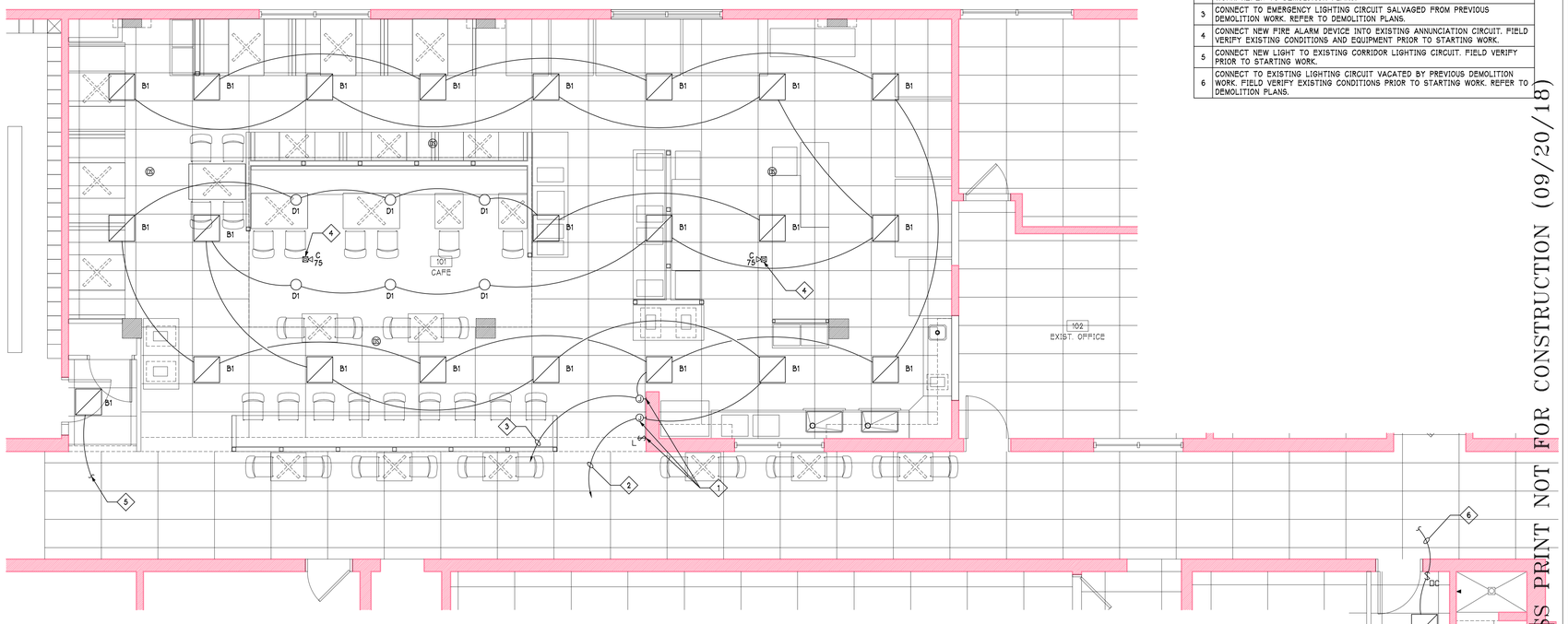

LIGHTING RENOVATION PLAN

1/4" = 1'-0"

PROGRESS PRINT NOT FOR CONSTRUCTION (09/20/18)

Job No:	1730
Drawn:	MAB
Checked:	SCP

Revisions:

No:	Date:
1	10/23/2018
Revised Per Addendum #1	
2	02/20/19
Revisions Per Addendum #2	
No:	Date:
No:	Date:
No:	Date:
No:	Date:

NEWCOMER ASSOCIATES
architecture + engineering
1105 Shaffer Avenue Chambersburg, PA 17201 Tel: 717 263 0101 Fax: 717 263 7380 www.newcomerassociates.com

Martin's Famous Pastry Shoppe
Transportation Cafe
Chambersburg, Pennsylvania 17202

© 2017 Newcomer Associates, Inc.

Drawing Title:
ELECTRICAL RENOVATION PLANS

Sheet No.
E101

Date: MM/DD/YY

SHEET KEYED NOTES

1	ADD FEED THOUGHT LUGS TO EXISTING ELECTRICAL PANEL AND CONNECT TO NEW PANEL SECTION. CONNECT USING 3-3/0 AWG WITH #6 GROUND IN A 2-1/2" CONDUIT. FIELD VERIFY EXISTING EQUIPMENT AND CONDITIONS PRIOR TO STARTING WORK.
2	INSTALL NEW PANEL SECTION ADJACENT TO EXISTING PANEL. FIELD VERIFY EXISTING EQUIPMENT AND CONDITIONS PRIOR TO STARTING WORK.
3	INSTALL NEW 30 AMP, 3 POLE BUS PLUG CIRCUIT BREAKER TO SERVE NEW ROOFTOP AIR HANDING UNIT. REFER TO ROOF PLAN FOR CONTINUATION.
4	EXISTING 480 VOLT 3 PHASE BUS DUCT. FIELD VERIFY EXISTING CONDITIONS PRIOR TO STARTING WORK.
5	ROUTE TO PANEL (E)763 AND TERMINATE WITH NEW 15 AMP 3 POLE CIRCUIT BREAKER. FIELD VERIFY EXISTING EQUIPMENT AND CAPACITIES PRIOR TO STARTING WORK.

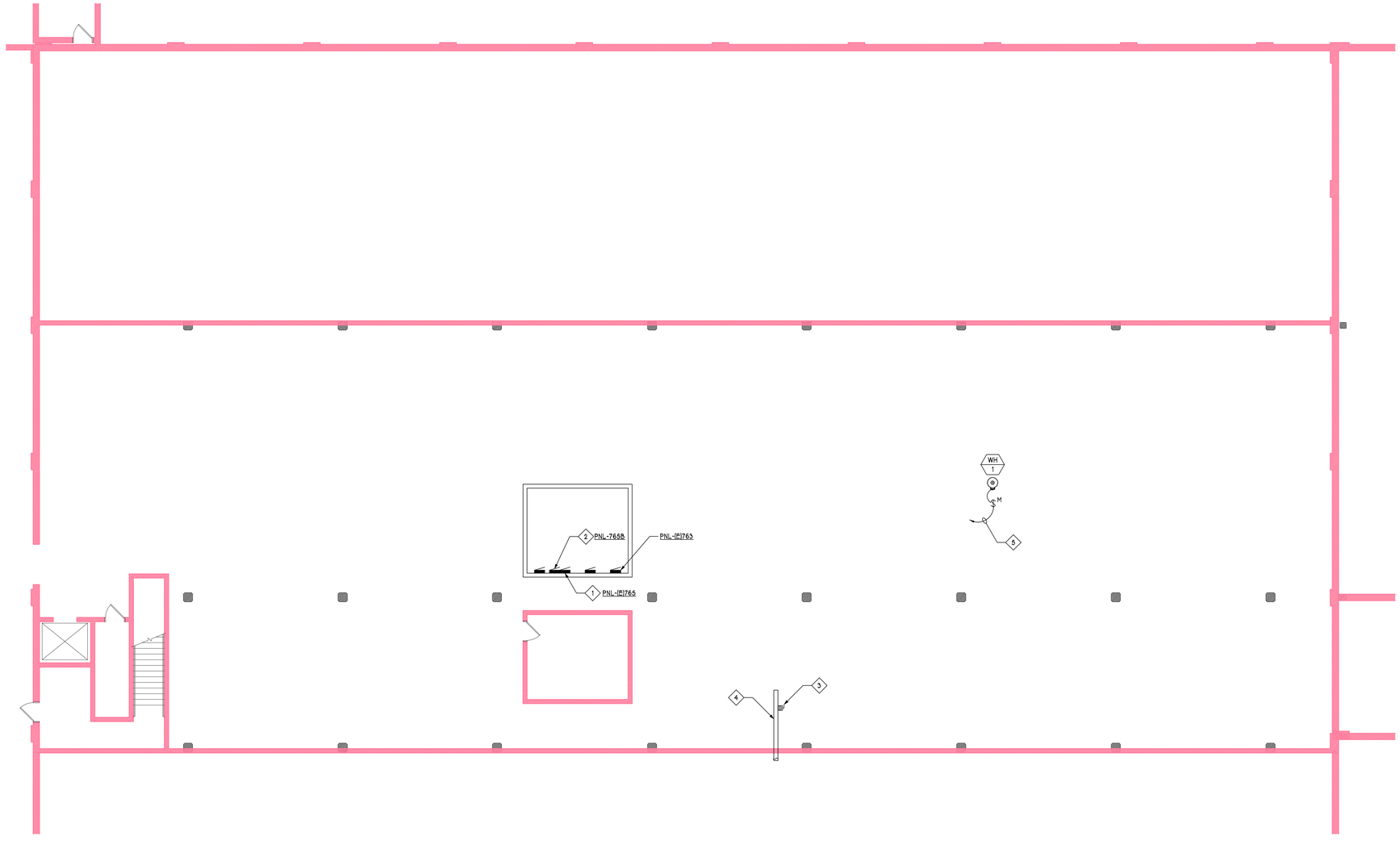

ENLARGED MEZZANINE POWER PLAN

1/8" = 1'-0"

PROGRESS PRINT NOT FOR CONSTRUCTION (09/20/18)

Job No:	1730
Drawn:	SCP
Checked:	SCP

Revisions:

No:	Date:
1	02/20/2019
Revised Per Addendum #2	

NEWCOMER ASSOCIATES
architecture + engineering
1105 Shaffer Avenue Chambersburg, PA 17201 Tel: 717 263 0101 Fax: 717 263 7380 www.newcomerassociates.com

Martin's Famous Pastry Shoppe
Transportation Cafe
Chambersburg, Pennsylvania 17202

© 2018 Newcomer Associates, Inc.

Drawing Title:
ENLARGED MEZZANINE POWER PLAN

Sheet No.
E102

Date: MM/DD/YY

SHEET KEYED NOTES

1	ROUTE BRANCH CIRCUIT TO BUS LOCATED IN MEZZANINE BELOW. REFER TO ADDITIONAL PLANS FOR CONTINUATION AND BRANCH CIRCUIT SIZE.
2	CONNECT TO CONDENSATE HEAT TRACE. REFER TO MECHANICAL FOR LOCATION.
3	CONNECT NOTED CIRCUIT TO UV LIGHTS, UNIT RECEPTACLES, AND UNIT LIGHTING. COORDINATE REQUIREMENTS WITH PROVIDED EQUIPMENT.
4	CONNECT NOTED CIRCUIT TO GAS HEATER AND UNIT CONTROLS. COORDINATE REQUIREMENTS WITH PROVIDED EQUIPMENT.

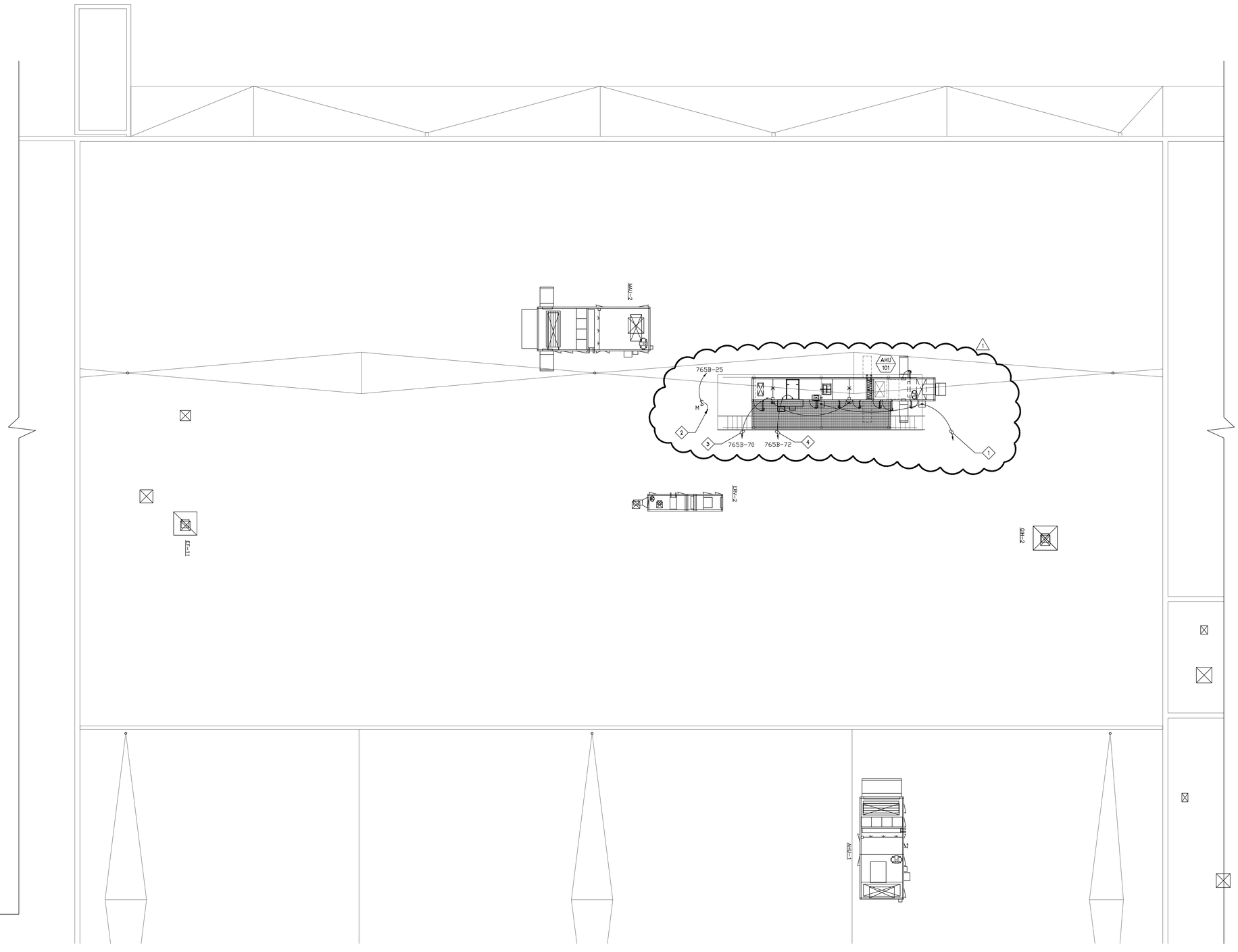

ROOF POWER PLAN

1/8" = 1'-0"

PROGRESS PRINT NOT FOR CONSTRUCTION (09/20/18)

Job No:	1730
Drawn:	MAB
Checked:	SCP

Revisions:

No:	Date:
1	02/20/2019
Revised Per Addendum #2	

NEWCOMER ASSOCIATES
architecture + engineering
1105 Shelley Avenue Chambersburg, PA 17201 Tel: 717 263 0101 Fax: 717 263 7380 www.newcomerassociates.com

Martin's Famous Pastry Shoppe
Transportation Cafe
Chambersburg, Pennsylvania 17202

© 2017 Newcomer Associates, Inc.

Drawing Title:
ROOF POWER PLAN

Sheet No.
E103

Date: MM/DD/YY

LUMINAIRE SCHEDULE

TAG	DESCRIPTION	MANUFACTURER	MODEL NUMBER	EMERG PACK	QTY	LAMP DATA: LAMP TYPE	COLOR TEMP.	LUMEN	WATTS	BALLAST TYPE	VOLTAGE	MOUNTING TYPE	NOTES
B1	2X2 TROFFER LIGHT WITH WHITE FINISH AND ACRYLIC LENS	LITHONIA	2VTL2-33L-ADP-EZ1-LP830		1	LED	3000	3000	30.0	DIMMING	277	RECESSED	–
D1	6" DIA DOWN LIGHT WITH CLEAR SEMI-SPECULAR FINISH	GOTHAM	EVO-30/15-6AR-MWD-LSS-MVOLT-EZ10		1	LED	3000	1500	19.0	DIMMING	277	RECESSED	–

1

PANEL-765B

VOLTS/PHASE/WIRE: 120/240/1/3 | PANEL SIZE: 200 A | MAIN TYPE & SIZE: 200 A MLO | NOTES: ---- | CABINET: ---- | MIN SCC: 0 | FED FROM: ----

CIR. NO.	AREA SERVED	TRIP AMPS	NO. POLES	PHASE LOAD VA A	PHASE LOAD VA B	PHASE LOAD VA A	PHASE LOAD VA B	NO. POLES	TRIP AMPS	AREA SERVED	CIR. NO.
1	RECEPTS - CAFE 101	20	1	900		1800		1	20	RECEPTS - CAFE 101	2
3	SINGLE DOOR REF - CAFE 101	20	1		180		800	1	20	TOASTER - CAFE 101	4
5	SINGLE DOOR REF - CAFE 101	20	1	180		800		1	20	TOASTER - CAFE 101	6
7	DOUBLE DOOR REF - CAFE 101	20	1		180		800	1	20	TOASTER - CAFE 101	8
9	DOUBLE DOOR REF - CAFE 101	20	1	180		800		1	20	COFFEE - CAFE 101	10
11	SNACK ITEMS - CAFE 101	20	1		180		800	1	20	COFFEE - CAFE 101	12
13	KIOSK - CAFE 101	20	1	180		800		1	20	COFFEE - CAFE 101	14
15	KIOSK - CAFE 101	20	1		180		800	1	20	COFFEE - CAFE 101	16
17	KIOSK - CAFE 101	20	1	180		720		1	20	RECEPTS - CAFE 101	18
19	ICE MACHINES - CAFE 101	20	1		1000		2000	1	20	MICROWAVE - CAFE 101	20
21	MICROWAVE - CAFE 101	20	1	1000		2000		1	20	MICROWAVE - CAFE 101	22
23	MICROWAVE - CAFE 101	20	1		1000		800	1	20	FREEEZER - CAFE 101	24
25	CONDENSATE HEAT TRACE - ROOF	20	1	800		720		1	20	RECEPTS - CAFE 101	26
27	TV RECEPTS - CAFE 101	20	1		180		1620	1	20	RECEPTS - CAFE 101	28
29	TV RECEPTS - CAFE 101	20	1	180		720		1	20	POWER STRIP - CAFE 101	30
31	SPACE	0	1		0		1080	1	20	POWER STRIP - CAFE 101	32
33	SPACE	0	1	0		720		1	20	POWER STRIP - CAFE 101	34
35,37	MICRO MARKET - CAFE 101	20	2		180		1440	1	20	POWER STRIP - CAFE 101	36
35,37	MICRO MARKET - CAFE 101	20	2	180		1080		1	20	POWER STRIP - CAFE 101	38
39,41	MICRO MARKET - CAFE 101	20	2		180		180	2	20	MICRO MARKET - CAFE 101	40,42
39,41	MICRO MARKET - CAFE 101	20	2	180		180		2	20	MICRO MARKET - CAFE 101	40,42
43	SPACE	0	1		0		0	1	0	SPACE	44
45	SPACE	0	1	0		0		1	0	SPACE	46
47	SPACE	0	1		0		0	1	0	SPACE	48
49	SPACE	0	1	0		0		1	0	SPACE	50
51	SPACE	0	1		0		0	1	0	SPACE	52
53	SPACE	0	1	0		0		1	0	SPACE	54
55	SPACE	0	1		0		0	1	0	SPACE	56
57	SPACE	0	1	0		0		1	0	SPACE	58
59	SPACE	0	1		0		0	1	0	SPACE	60
61	SPACE	0	1	0		0		1	0	SPACE	62
63	SPACE	0	1		0		0	1	0	SPACE	64
65	SPACE	0	1	0		0		1	0	SPACE	66
67	SPACE	0	1		0		0	1	0	SPACE	68
69	SPACE	0	1	0		1800		1	20	AHU-101 - UV LIGHTS	70
71	SPACE	0	1		0		1440	1	20	AHU-101 - HEATER & CONTRLS	72

	A	B
TOTAL	16100	15020
TOTAL KVA	30.4	
TOTAL AMPS	126.7	
DEMAND AMPS	92.6	

LOAD CATEGORY	CONN. LOAD	DEMAND FACTOR	DIVERSIFIED LOAD
Cooling and Heating	3.2	1.00	3.2
Heating	0.8	1.00	0.8
Receptacles (0 - 10 KVA)	10.0	1.00	10.0
Receptacles (Over 10 KVA)	16.4	0.50	8.2

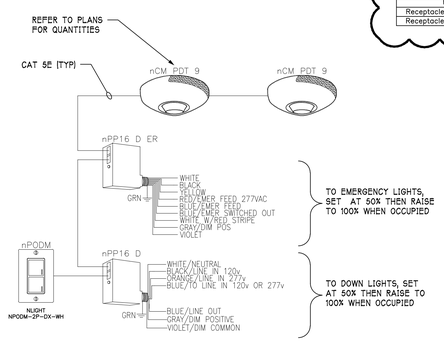

BASIS OF DESIGN IS nLIGHT CONTROLS

CAFE DIMMING CONTROL AND EMERGENCY CONTROL WIRING DIAGRAM

NOT TO SCALE

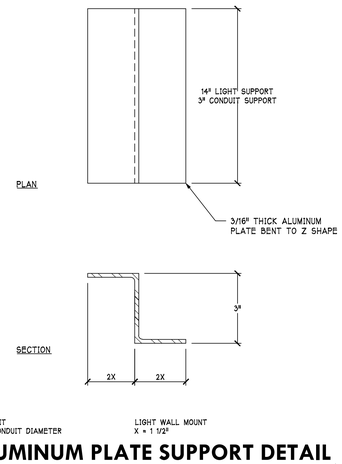

ALUMINUM PLATE SUPPORT DETAIL

NOT TO SCALE

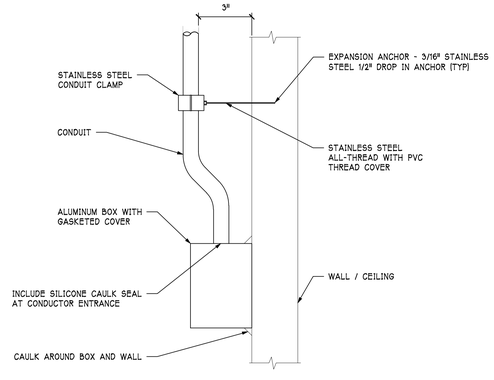

ELECTRICAL BOX INSTALLATION DETAIL

NOT TO SCALE

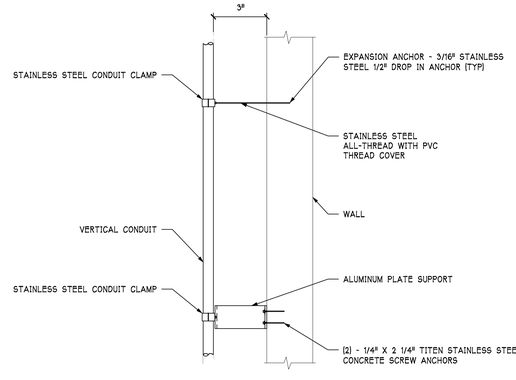

CONDUIT MOUNTING DETAIL

NOT TO SCALE

PROGRESS PRINT NOT FOR CONSTRUCTION (09/20/18)

Job No: 1730
Drawn: MAB
Checked: SCP

Revisions:

No:	Date:
1	02/20/2019
Revised Per Addendum #2	
No:	Date:
No:	Date:
No:	Date:
No:	Date:
No:	Date:

NEWCOMER ASSOCIATES
architecture + engineering
1105 Shaffer Avenue Chambersburg, PA 17201 Tel: 717 263 7380 Fax: 717 263 0101 www.newcomerassociates.com

Martin's Famous Pastry Shoppe
Transportation Cafe
Chambersburg, Pennsylvania 17202

© 2017 Newcomer Associates, Inc.

Drawing Title: LUMINAIRE SCHEDULE AND DETAILS

Sheet No. E501

Date: MM/DD/YY